## SingIFuse™ SF-0603HIxxxM Series Features

- Single blow fuse for overcurrent protection
- 1608 (EIA 0603) miniature footprint
- High inrush current withstand fuse
- UL 248-14 listed
- RoHS compliant* and halogen free**
- Multilayer SMD design
- Surface mount packaging for automated assembly

# SF-0603HIxxxM Series - High Inrush Current Withstand Surface Mount Fuses

## Electrical Characteristics

| Model | Rated Current (Amps) | Fusing Time | Resistance (Ω) Typ.*** | Rated Voltage | Interrupting Rating | Typical $I^2t$ ($A^2s$) **** |
|---|---|---|---|---|---|---|
| SF-0603HI100M-2 | 1.00 | Open within 60 sec. at 200 % rated current | 0.210 | DC 32 V | DC 32 V 50 A | 0.08 |
| SF-0603HI150M-2 | 1.50 | | 0.101 | | | 0.11 |
| SF-0603HI200M-2 | 2.00 | | 0.057 | | | 0.24 |
| SF-0603HI250M-2 | 2.50 | | 0.042 | | | 0.56 |
| SF-0603HI300M-2 | 3.00 | | 0.030 | | | 0.72 |
| SF-0603HI350M-2 | 3.50 | | 0.022 | | | 1.10 |
| SF-0603HI400M-2 | 4.00 | | 0.018 | | | 2.08 |
| SF-0603HI450M-2 | 4.50 | | 0.014 | | | 2.63 |
| SF-0603HI500M-2 | 5.00 | | 0.013 | | | 3.25 |
| SF-0603HI600M-2 | 6.00 | | 0.010 | | DC 32 V 80 A | 4.00 |
| SF-0603HI700M-2 | 7.00 | | 0.008 | | | 5.00 |
| SF-0603HI800M-2 | 8.00 | | 0.006 | | | 7.00 |

*** Resistance value measured with ≤10 % rated current at 25 °C ambient.
**** Melting $I^2t$ calculated at 1000 % of current rating.

## Reliability Testing

| No. | Test | Requirement | Test Condition | Test Reference |
|---|---|---|---|---|
| 1 | Solderability | Minimum 95 % coverage | One dip at 245 °C for 5 seconds | MIL-STD-202 Method 208 |
| 2 | Soldering heat resistance | DCR change ≤ 10 %<br>No mechanical damage | One dip at 260 °C for 60 seconds | MIL-STD-202 Method 210 |
| 3 | Moisture resistance | DCR change ≤ ±15 %<br>No excessive corrosion | 10 cycles | MIL-STD-202 Method 106 |
| 4 | Salt spray | DCR change ≤ ±10 %<br>No excessive corrosion | 48 hour exposure, 5 % salt solution | MIL-STD-202 Method 101 |
| 5 | Mechanical vibration | DCR change ≤ ±10 %<br>No mechanical damage | 0.4 inch D.A. or 30 G between 5-3000 Hz | MIL-STD-202 Method 204 |
| 6 | Mechanical shock | DCR change ≤ ±10 %<br>No mechanical damage | 1500 G, 0.5 ms, half-sine shocks | MIL-STD-202 Method 213 |
| 7 | Thermal Shock | DCR change ≤ ±10 %<br>No mechanical damage | 100 cycles between -65 °C and +125 °C | MIL-STD-202 Method 107 |
| 8 | Life | No electrical "opens" during testing<br>Voltage drop change shall be less than ±20 % of initial value | 80 % rated current (75 % for < 1 A fuses) for 2000 hours at ambient temperature between +20 °C and +30 °C | Refer to STP document |

## Agency Recognition

UL File Number ..... E198545

http://www.ul.com/ Follow link to Online Certificates Directory, then enter UL File No. E198545, or click here

BOURNS®

**Asia-Pacific:** Tel: +886-2 2562-4117 • Email: asiacus@bourns.com
**EMEA:** Tel: +36 88 520 390 • Email: eurocus@bourns.com
**The Americas:** Tel: +1-951 781-5500 • Email: americus@bourns.com
**www.bourns.com**

* RoHS Directive 2002/95/EC Jan. 27, 2003 including annex and RoHS Recast 2011/65/EU June 8, 2011.
** Bourns considers a product to be "halogen free" if (a) the Bromine (Br) content is 900 ppm or less; (b) the Chlorine (Cl) content is 900 ppm or less; and (c) the total Bromine (Br) and Chlorine (Cl) content is 1500 ppm or less.

"SingIFuse" is a trademark of Bourns, Inc.
Specifications are subject to change without notice.
The device characteristics and parameters in this data sheet can and do vary in different applications and actual device performance may vary over time.
Users should verify actual device performance in their specific applications.

## SingIFuse™ SF-0603HIxxxM Series Applications

- Portable memory
- LCD monitors
- Disk drives
- PDAs
- Digital cameras
- MP3 players
- Cell phones
- Rechargeable battery packs
- Battery chargers
- Set-top boxes
- Industrial controllers
- Battery Management Systems (BMS)
- LED lighting
- Power tools

## SF-0603HIxxxM Series - High Inrush Current Withstand Surface Mount Fuses

BOURNS®

### Environmental Characteristics

Operating Temperature ..... -55 °C to +150 °C
Storage Conditions
Temperature ..... +5 °C to +35 °C
Humidity ..... 40 % to 75 %
Shelf Life ..... 2 years from manufacturing date
Moisture Sensitivity Level ..... 1
ESD Classification (HBM) ..... Class 6

### Typical Part Marking

Represents total content. Layout may vary.

RATED CURRENT (A)

| | |
|---|---|
| E = 1.00 | M = 4.00 |
| G = 1.50 | T = 4.50 |
| I = 2.00 | N = 5.00 |
| J = 2.50 | O = 6.00 |
| K = 3.00 | P = 7.00 |
| L = 3.50 | R = 8.00 |

### How to Order

**SF - 0603 HI 100 M - 2**

SingIFuse™ Product Designator

SMD Footprint
0603 = 1608 (EIA 0603) size

Fuse Blow Type
HI = High Inrush Current Withstand

Rated Current
100 ~ 800 (1.0 A ~ 8.0 A)

Structure Type
M = Multilayer

Packaging Type
- 2 = Tape & Reel

### Construction

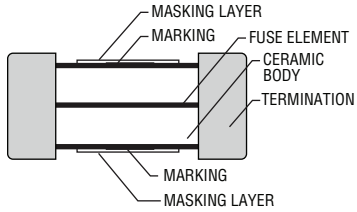


### Packaging Quantity

4,000 pieces per 7-inch reel

### Product Dimensions

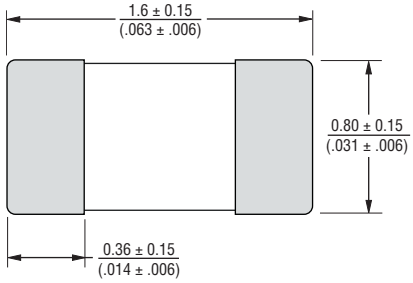


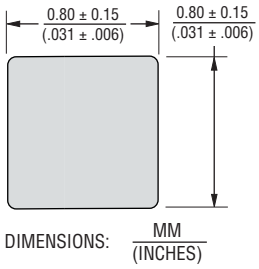


### Recommended Pad Layout

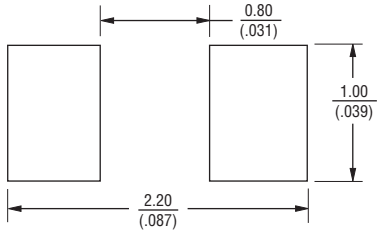


### Current Rating Thermal Derating Curve

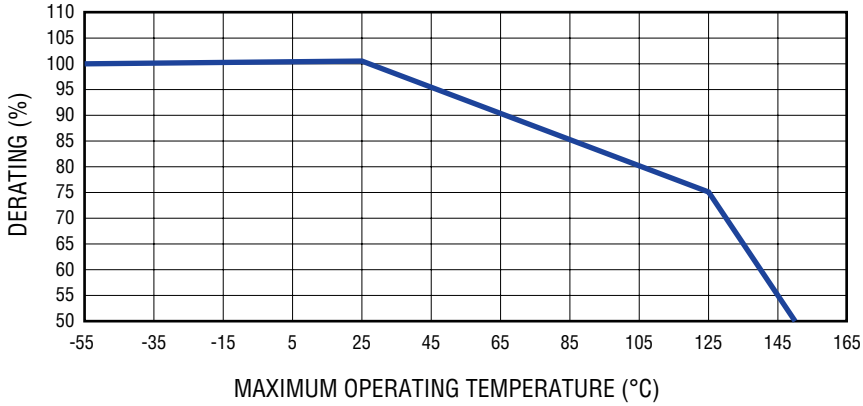


Specifications are subject to change without notice.
The device characteristics and parameters in this data sheet can and do vary in different applications and actual device performance may vary over time.
Users should verify actual device performance in their specific applications.