



aerospace
climate control
electromechanical
filtration
fluid & gas handling
hydraulics
pneumatics
process control
sealing & shielding



SMB / SMH Series

Low Inertia Servo Motors



ENGINEERING YOUR SUCCESS.



WARNING – USER RESPONSIBILITY

FAILURE OR IMPROPER SELECTION OR IMPROPER USE OF THE PRODUCTS DESCRIBED HEREIN OR RELATED ITEMS CAN CAUSE DEATH, PERSONAL INJURY AND PROPERTY DAMAGE.

- This document and other information from Parker-Hannifin Corporation, its subsidiaries and authorized distributors provide product or system options for further investigation by users having technical expertise.
- The user, through its own analysis and testing, is solely responsible for making the final selection of the system and components and assuring that all performance, endurance, maintenance, safety and warning requirements of the application are met. The user must analyze all aspects of the application, follow applicable industry standards, and follow the information concerning the product in the current product catalog and in any other materials provided from Parker or its subsidiaries or authorized distributors.
- To the extent that Parker or its subsidiaries or authorized distributors provide component or system options based upon data or specifications provided by the user, the user is responsible for determining that such data and specifications are suitable and sufficient for all applications and reasonably foreseeable uses of the components or systems.

Overview	5
Technical Characteristics	6
Technical Data.....	6
Speed Torque Curves	8
Dimensions of Standard Motors with Resolver Feedback	11
Options	12
Holding Brake	12
Medium Inertia.....	12
Feedback.....	12
Layout and Connectors	15
Associated Drives	17
Order Code	18
Serie SMB / SME *	18
Serie SMH*.....	20
Motor Power Cable for SMB Motors.....	21
Motor Cable for Hiperface DSL®	21
Feedback Cable for SMB Motors	21
Motor Power Cable for SMH Motors.....	22
Feedback Cable for SMH Motors	22

Parker Hannifin

The global leader in motion and control technologies

A world class player on a local stage

Global Product Design

Parker Hannifin has more than 40 years experience in the design and manufacturing of drives, controls, motors and mechanical products. With dedicated global product development teams, Parker draws on industry-leading technological leadership and experience from engineering teams in Europe, North America and Asia.

Local Application Expertise

Parker has local engineering resources committed to adapting and applying our current products and technologies to best fit our customers' needs.

Manufacturing to Meet Our Customers' Needs

Parker is committed to meeting the increasing service demands that our customers require to succeed in the global industrial market. Parker's manufacturing teams seek continuous improvement through the implementation of lean manufacturing methods throughout the process. We measure ourselves on meeting our customers' expectations of quality and delivery, not just our own. In order to meet these expectations, Parker operates and continues to invest in our manufacturing facilities in Europe, North America and Asia.

Electromechanical Worldwide Manufacturing Locations

Europe

Littlehampton, United Kingdom
Dijon, France
Offenburg, Germany
Filderstadt, Germany
Milan, Italy

Asia

Wuxi, China
Chennai, India

North America

Rohnert Park, California
Irwin, Pennsylvania
Charlotte, North Carolina
New Ulm, Minnesota



Offenburg, Germany

Local Manufacturing and Support in Europe

Parker provides sales assistance and local technical support through a network of dedicated sales teams and authorized technical distributors throughout Europe.

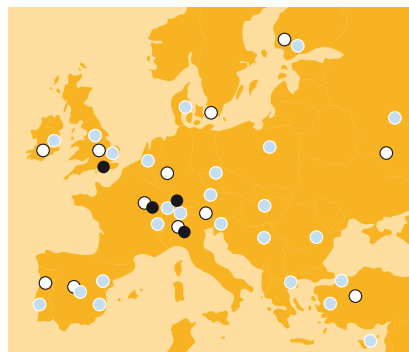
For contact information, please refer to the Sales Offices on the back cover of this document or visit www.parker.com



Milan, Italy



Littlehampton, UK



- Electromechanical Manufacturing
- Parker Sales Offices
- Distributors



Dijon, France

Low Inertia Servo Motors - SMB / SMH

Overview

Description

The SMB / SMH* Series of highly-dynamic brushless servo motors have been design to combine the cutting-edge technology of Parker Hannifin products with an extremely high performance.

Thanks to the innovative "salient pole" technology, the motor's dimensions are considerably reduced with significant advantages in terms of specific torque, overall dimensions and dynamic performance. Compared to traditional-technology brushless servo motors, the specific torque is approximately 30 % higher, overall dimensions are considerably reduced and, consequently rotor inertias are extremely low. Thanks to the high quality of Neodymium-Iron-Boron magnets, and also the encapsulation method used to fasten them to the shaft, the SMB/H motors can achieve very high acceleration and withstand high overloads without risk of demagnetisation or detachment of the magnets.

Specific applications for the SMB/H Series include all types especially those for the packaging and handling industry, and all those applications where very high dynamic performances and very low inertias are required.

Features

- High number of feedback options
- Customised windings/voltages
- Increased Inertia option
- Multiple connection options

Application

- Food, Pharma & Beverage
- Packaging Machines
- Material Forming
- Material Handling
- Factory Automation
- Life Science Diagnostic
- Automotive Industry / In-Plant
- Printing Industry
- Textile Machines
- Robotics
- Servo Hydraulic Pumps



Technical Characteristics - Overview

Motor Type	Permanent magnets synchronous servomotor
Rotor Design	Rotor with surface rare earth magnets
Number of poles	10 for SM_ 42 8 for SM_ 60-82-100-115-142-170
Power Range	0.1 – 9.4 kW
Torque Range	0.35 – 60 Nm
Speed Range	0 – 7500 min ⁻¹
Mounting	Flange with smooth holes
Shaft End	Plain keyed shaft Plain smooth shaft (option)
Cooling	Natural ventilation
Protection Level (IEC60034-5)	IP64 IP65 (option/standard for SM_170) IP67 (option for SM_170)
Feedback sensor	Resolver Absolute Endat or Hiperface Incremental Encoder
Thermal protection	PTC for SMB and KTY for SMH
Other options	Brake Second shaft Increased inertia
Marking	CE / UL (SM_42 and SM_170 excluded)
Voltage Supply	80 / 230 / 400 VAC other voltage under request
Temperature Class	Class F
Connections	Rotatable connectors Flying cables Terminal Box (see table option for combination) Special connector (under request)

* SMB: for Drives TPD-M, SLVD-N, TWIN-N, SPD-N, Hi-Drive
SMH: for Drive Compax3

Technical Characteristics

Technical Data

230 VAC supply voltage

Model ⁽⁴⁾	Size	Stall ⁽¹⁾		Nominal ⁽¹⁾			Peak ⁽¹⁾	Inertia		Ke ^{(2) (3)}	Kt ^{(2) (3)}
		Torque	Current	Torque	Speed	Current	Torque	No brake	With brake		
		T ₀₆₅ (T ₁₀₅) [Nm]	I ₀₆₅ [A]	T _{n065} [Nm]	n [min ⁻¹]	I _{n065} [A]	T _{max} [Nm]	J [kgmm ²]	J [kgmm ²]	Ke [Vs]	Kt [Nm/A _{rms}]
SM_42 60 0,35	42	0.35 0.45	0.78	0.15	6000	0.38	0.9	13	n.a.	0.29	0.46
SM_60 30 0,55	60	0.55 (0.68)	0.7	0.50	3000	0.66	1.7	18	30.5	0.44	0.76
SM_60 45 0,55			1.0	0.39	4500	0.74				0.30	0.53
SM_60 60 0,55			1.4	0.24	6000	0.60				0.23	0.40
SM_60 16 1,4		1.4 (1.7)	0.95	1.35	1600	0.91	4.4	30	42.5	0.85	1.48
SM_60 30 1,4			1.73	1.20	3000	1.50				0.47	0.81
SM_60 45 1,4			2.37	1.00	4500	1.69				0.34	0.59
SM_60 60 1,4			2.98	0.80	6000	1.70				0.27	0.47
SM_60 75 1,4			3.85	0.15	7500	0.41				0.21	0.36
SM_82 10 03	82	3 (3.7)	1.2	2.9	1000	1.2	9	140	183	1.43	2.48
SM_82 16 03			1.8	2.9	1600	1.7				0.96	1.66
SM_82 30 03			3.1	2.7	3000	2.8				0.55	0.96
SM_82 33 03			3.5	2.4	3300	2.8				0.49	0.85
SM_82 45 03			4.7	2.2	4500	3.4				0.37	0.64
SM_82 60 03			6.1	1.5	6000	3.1				0.28	0.49
SM_82 75 03			7.5	0.6	7500	1.6				0.23	0.40
SM_100 16 06	100	6 (9)	3.7	5.8	1600	3.6	18	336	440	0.92	1.60
SM_100 30 06			5.9	5.0	3000	4.9				0.59	1.02
SM_100 45 06			9.4	3.5	4500	5.5				0.37	0.64
SM_100 55 06			11.8	2.6	5500	5.1				0.29	0.51
SM_100 75 06			14.7	0.6	7500	1.5				0.24	0.41
SM_115 16 10	115	10 (12.5)	6.0	9.0	1600	5.4	32	900	1000	0.96	1.66
SM_115 30 10			10.5	8.0	3000	8.4				0.55	0.95
SM_115 40 10			14.7	7.6	4000	11.2				0.39	0.68
SM_115 54 10			18.2	7.1	5400	12.9				0.32	0.55
SM_142 18 15	142	15 (19)	9.7	13.3	1800	8.6	47	1400	1600	0.89	1.54
SM_142 30 15			16.0	12.5	3000	13.4				0.54	0.94
SM_170 11 35	170	35	13.3	30	1100	11.4	111	2900	4500	1.52	2.6
SM_170 16 35			20	28	1600	11				1.03	1.8
SM_170 30 60			29	26	2500					0.69	1.2

⁽¹⁾ Data referred to motor mounted on a steel flange in horizontal position with resolver and without brake. Stall torques refer to motor turning at 100 min⁻¹

⁽²⁾ Data measured at 20 °C. When "hot" consider -0.09 %/K derating

⁽³⁾ Manufacturing tolerance ±10 %

⁽⁴⁾ SMB: for Drives TPD-M, SLVD-N, Twin-N, SPD-N, Hi-Drive
 SMH: for Drive Compax3

400 VAC power supply

Model ⁽⁴⁾	Size	Stall ⁽¹⁾		Nominal ⁽¹⁾			Peak ⁽¹⁾	Inertia		Ke ^{(2) (3)}	Kt ^{(2) (3)}
		Torque	Current	Torque	Speed	Current	Torque	No brake	With brake		
		T ₀₆₅ (T ₁₀₅) [Nm]	I ₀₆₅ [A]	T _{n065} [Nm]	n [min ⁻¹]	I _{n065} [A]	T _{max} [Nm]	J [kgmm ²]	J [kgmm ²]	Ke [Vs]	Kt [Nm/A _{rms}]
SM_60 30 1,4	60	1.4 (1.7)	0.95	1.2	3000	0.81	4.4	30	42.5	0.81	1.48
SM_60 45 1,4			1.37	1.0	4500	0.98				0.59	1.02
SM_60 60 1,4			1.73	0.8	6000	0.99				0.68	0.81
SM_60 75 1,4			2.15	0.15	7500	0.23				0.38	0.65
SM_82 30 03	82	3 (3.7)	1.8	2.7	3000	1.6	9	140	183	0.96	1.66
SM_82 45 03			2.7	2.2	4500	2.0				0.64	1.11
SM_82 56 03			3.1	1.6	5600	1.7				0.55	0.96
SM_82 60 03			3.5	1.7	6000	2.0				0.49	0.85
SM_82 75 03			4.4	0.6	7500	0.9			0.39	0.68	
SM_100 30 06	100	6 (9)	3.7	5.0	3000	3.1	18	336	440	0.92	1.60
SM_100 45 06			5.6	3.5	4500	3.3				0.62	1.07
SM_100 56 06			5.9	2.5	5600	2.4				0.59	1.02
SM_100 75 06			9.4	0.6	7500	0.9				0.37	0.64
SM_115 20 10	115	10 (12.5)	4.5	9.0	2000	4.06	32	900	1000	1.28	2.22
SM_115 30 10			6.0	8.0	3000	4.82				0.96	1.66
SM_115 40 10			8.0	7.6	4000	6.05				0.73	1.26
SM_115 56 10			10.5	6.0	5600	6.30				0.55	0.95
SM_142 20 15	142	15 (19)	6.4	13.0	2000	5.5	47	1400	1600	1.36	2.35
SM_142 30 15			9.7	12.5	3000	8.1				0.89	1.54
SM_142 45 15			14.4	10.9	4500	10.5				0.60	1.04
SM_142 56 15			16.0	9.2	5600	9.8				0.54	0.94
SM_142 10 17		17 (21)	3.5	16.4	1000	3.4	54			2.83	4.90
SM_142 30 17			9.6	14.0	3000	8.1		1.02	1.77		
SM_142 56 17			15.8	10.6	5600	9.8		0.62	1.08		
SM_170 10 35	170	35	6.8	31	1000	6.1	111	2900	4500	2.95	5.1
SM_170 20 35			13.3	27	2000	10.3				1.52	2.6
SM_170 27 35			18	22	2700	11				1.15	2.0
SM_170 30 35			20	19	3000					1.03	1.8
SM_170 10 60		60	11.7	53	1000	10.4	190	5800	7400	2.95	5.1
SM_170 20 60			22.6	44	2000	16.6				1.53	2.7
SM_170 30 60			35.7	30	3000	17.9				0.97	1.7

⁽¹⁾ Data referred to motor mounted on a steel flange in horizontal position with resolver and without brake. Stall torques refer to motor turning at 100 min⁻¹

⁽²⁾ Data measured at 20 °C. When "hot" consider -0.09 %/K derating

⁽³⁾ Manufacturing tolerance data ±10 %

⁽⁴⁾ SMB: for Drives TPD-M, SLVD-N, Twin-N, SPD-N, Hi-Drive
SMH: for Drive Compax3

STANDARDS

In compliance with: 2006/95 EC

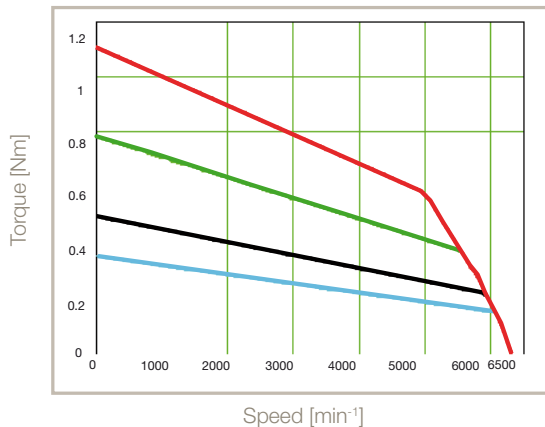
- EN60034-1
- EN60034-5
- EN60034-5/A1

Marked  Marked  (except SM_42 and SM_170)

Speed Torque Curves

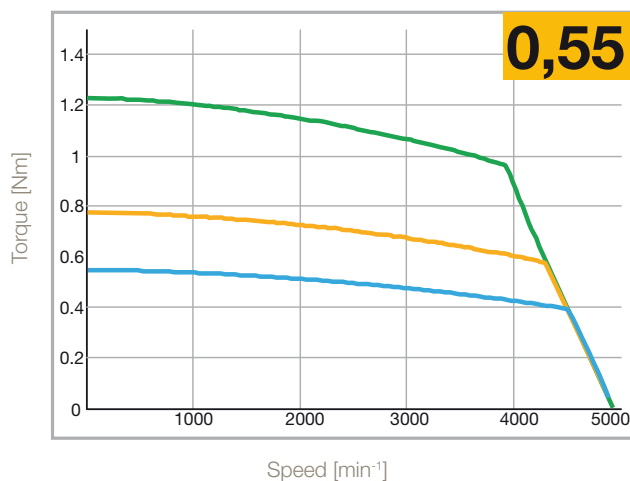
SMB/H42

6000 min⁻¹ 230 V

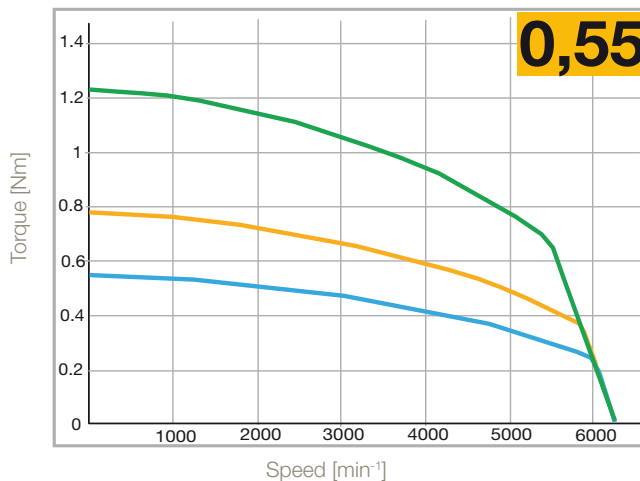


SMB/H60

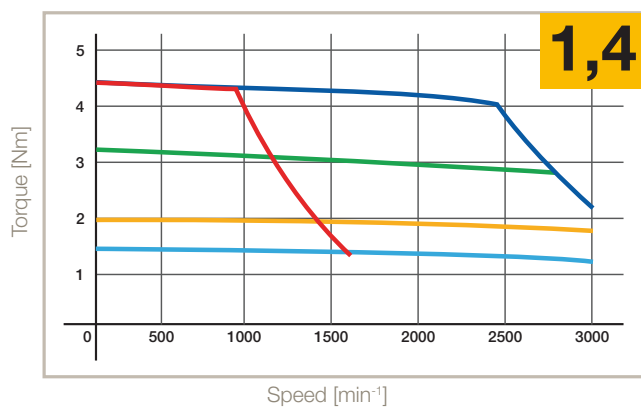
4500 min⁻¹ 230 V



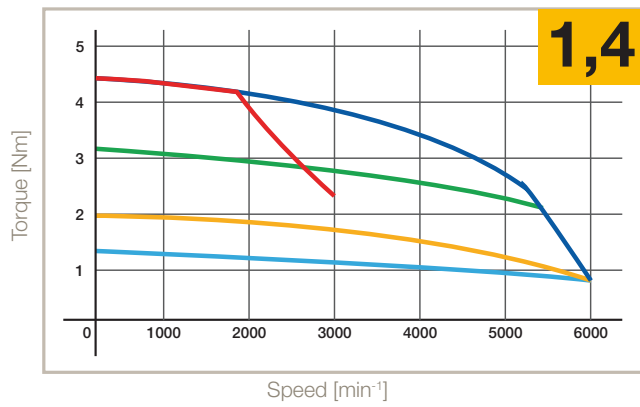
6000 min⁻¹ 230 V



1600 min⁻¹ 230 V - 3000 min⁻¹ 400 V



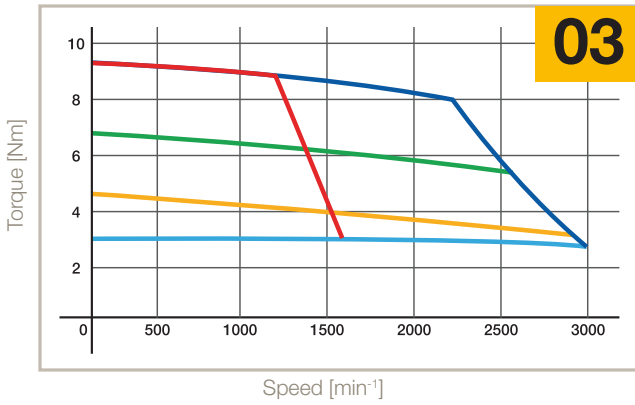
3000 min⁻¹ 230 V - 6000 min⁻¹ 400 V



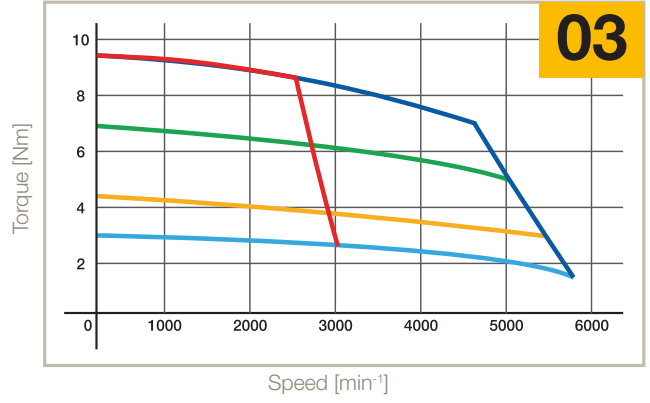
- S1 65 K, ΔT
- S3 10 %, 5 min, 230 V
- S3 10 %, 5 min, 400 V
- S3 50 %, 5 min
- S3 50 %, 5 min
- S3 20 %, 5 min

SMB/H82

1600 min⁻¹ 230 V - 3000 min⁻¹ 400 V

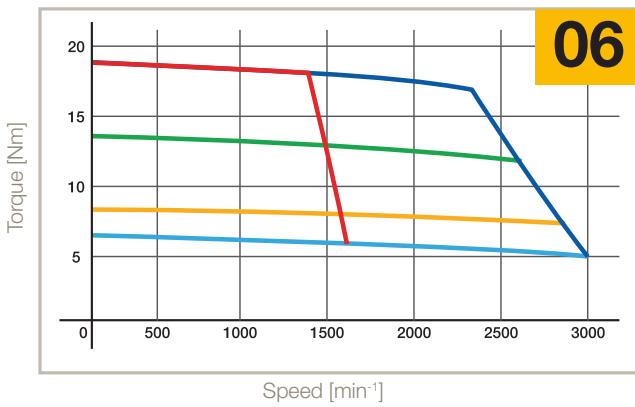


3000 min⁻¹ 230 V - 5600 min⁻¹ 400 V

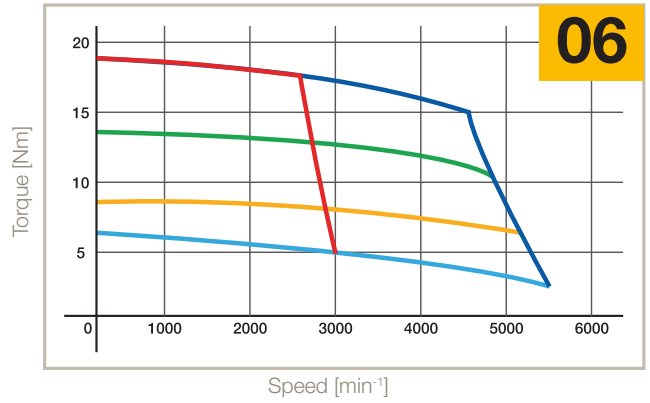


SMB/H100

1600 min⁻¹ 230 V - 3000 min⁻¹ 400 V

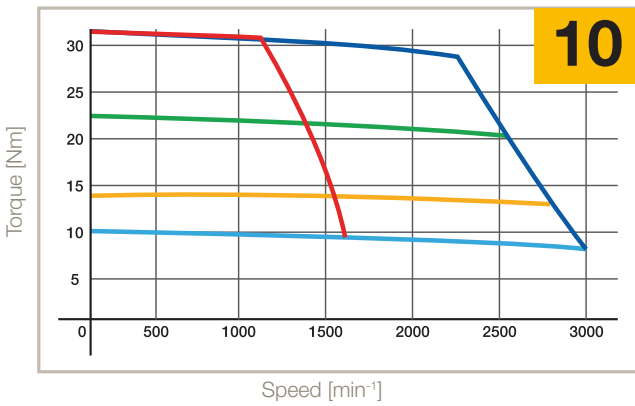


3000 min⁻¹ 230 V - 5600 min⁻¹ 400 V

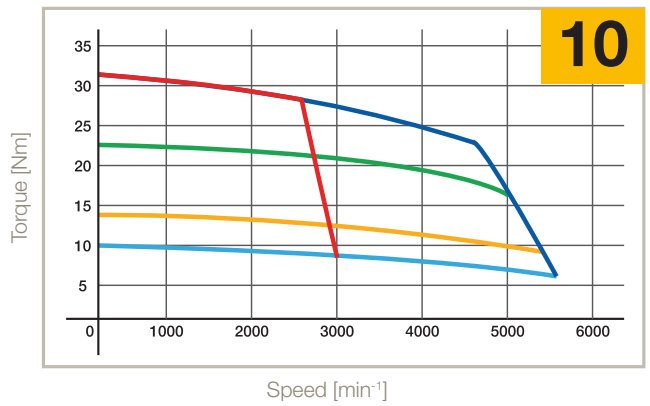


SMB/H115

1600 min⁻¹ 230 V - 3000 min⁻¹ 400 V



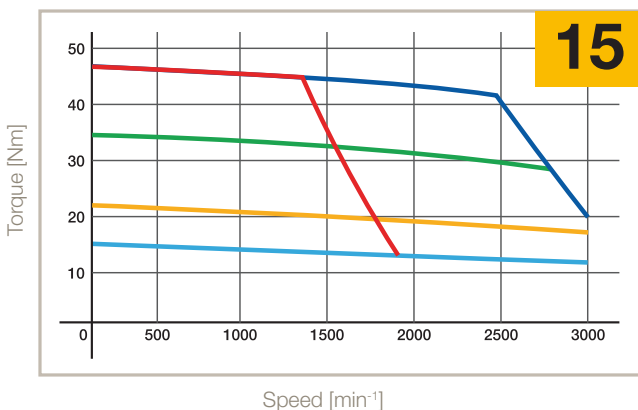
3000 min⁻¹ 230 V - 5600 min⁻¹ 400 V



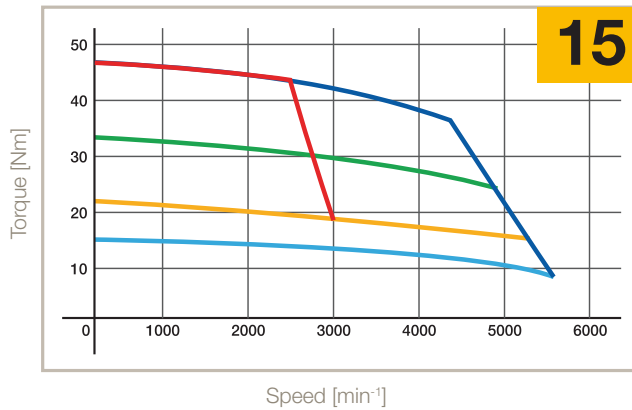
- S1 65 K, ΔT
- S3 10 %, 5 min, 400 V
- S3 50 %, 5 min
- S3 10 %, 5 min, 230 V
- S3 50 %, 5 min
- S3 20 %, 5 min

SMB/H142

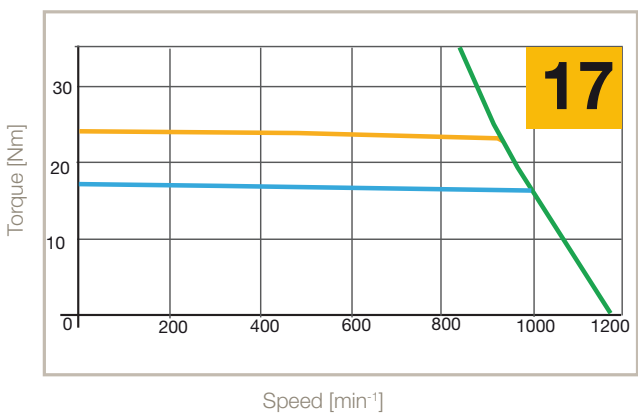
1800 min⁻¹ 230 V - 3000 min⁻¹ 400 V



3000 min⁻¹ 230 V - 5600 min⁻¹ 400 V

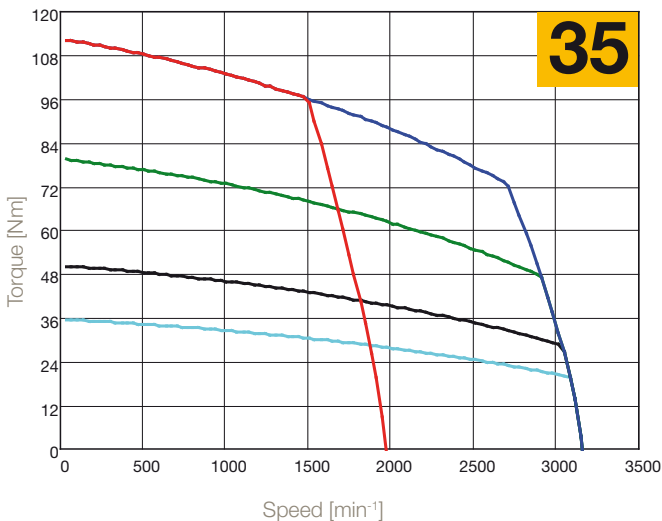


1000 min⁻¹ 400 V

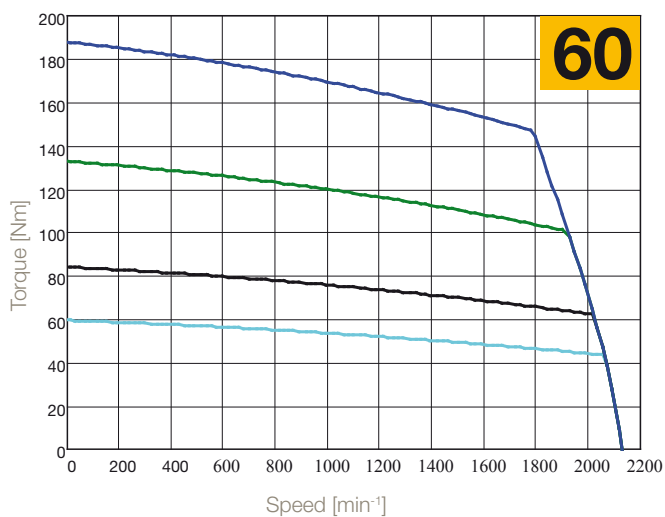


SMB/H170

1600 min⁻¹ 230 V - 3000 min⁻¹ 400 V

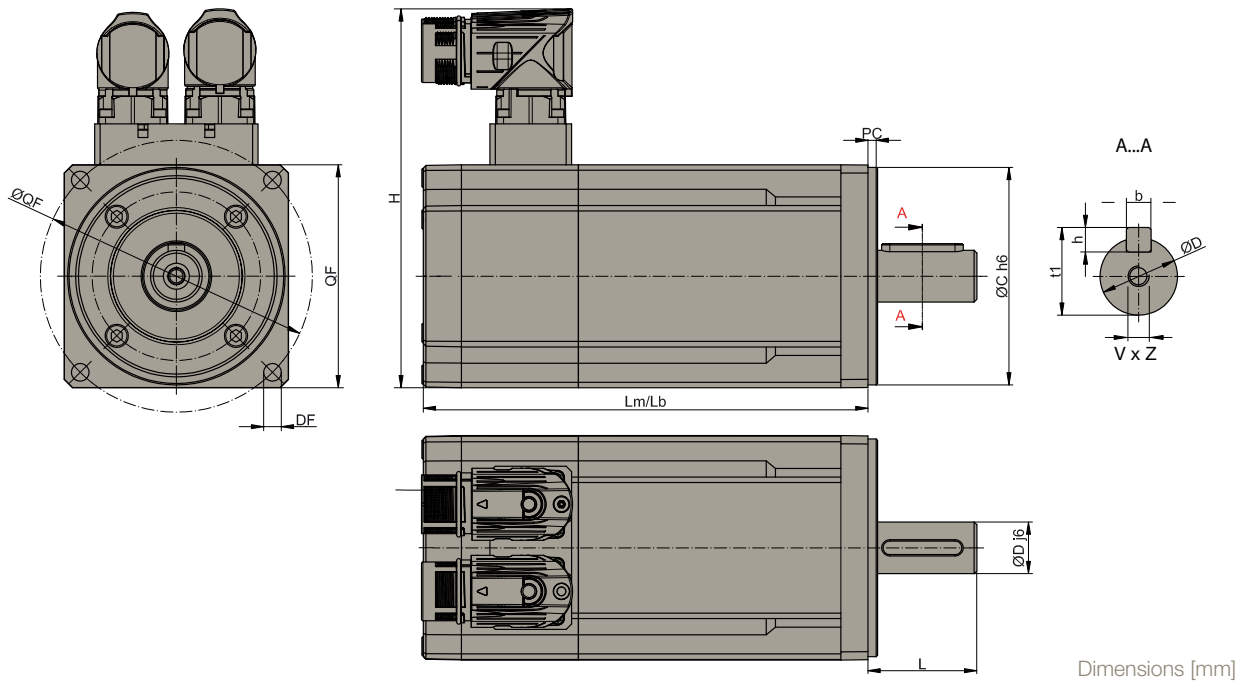


2000 min⁻¹ 400 V



- S1 65 K, ΔT
- S3 10 %, 5 min, 400 V
- S3 50 %, 5 min
- S3 10 %, 5 min, 230 V
- S3 50 %, 5 min
- S3 20 %, 5 min

Dimensions of Standard Motors with Resolver Feedback



Dimensions [mm]

Motors Size			LM LB	Weight [kg]	DxL	bxh	t1	VxZ	H	C	ØQF	DF	PC	QF	Order Code QF
SMB / H	42	0,35	110 140	0.85 1	9x25	3 x 3	10.2	M3x9	67 Layout 0V	30	50	3.2	2.5	42	5
		60	0,55	91.2 137	1 1.3	9x20 11x23	3x3 4x4	10.2 12.5	- M4x10	118 Layout 2I	40	63	5.5	2.5	60
	60			75	6	2.5	70	5							
	1,4		129.5 161	1.5 1.8	9x20 11x23	3x3 4x4	10.2 12.5	- M4x10	40		63	5.5	2.5	60	8
			60	75	6	2.5	70	5							
	82	03	159 202	3.6 4.3	11x23 ⁽²⁾ 14x30	4x4 5x5	12.5 16	M4x10 M5x12.5	140 Layout 2I	60	75	6	2.5	70	7
			163.5 206.5	3.6 4.3	11x23 ⁽²⁾ 14x30 19x40 ⁽¹⁾	4x4 5x5 6x6	12.5 16 21.5	M4x10 M5x12.5 M6x16		80	100	6.5	3.5	82	8
			95	115	9	3.5	100	5							
	100	06	191.5 238.5	4.7 5.3	19x40 24x50	6x6 8x7	21.5 27	M6x16 M8x19	157.5 Layout 2I	80	100	7	3.5	100	8
			95	115	9	3.5	100	5							
	115	10	220 265	7.7 9.7	19x40 24x50 28x60	6x6 8x7 8x7	21.5 27 31	M6x16 M8x19 M10x22	157.5 Layout 2I	95	115	9	3.5	115	9
										95	130	9	3.5	115	8
										110	130	9	3.5	130	7
										130	165	11	3.5	145	5
	142	15	243 293	13 16	19x40 24x50 28x60	6x6 8x7 8x7	21.5 27 31	M6x16 M8x19 M10x22	185 Layout 2I	130	165	11	3.5	142	5
170	35	306 409	30 50	38x80	10x8	41	M12x32	212.3 Layout 2I	180	215	14	4	170	5	
									180	215	14	4	170	5	

LM: Motor's length without brake and with resolver
LB: Motor's length with brake and resolver
DxL: Shaft diameter x shaft length
bxh: Key dimension
t1: Overall shaft height
VxZ: Shaft hole depth
C: Centering

H: Height
DF: Fixing holes
ØQF: Interaxis hole
QF: Mounting flange
PC: Centre Depth

¹⁾ not available with flange 7

²⁾ only for torque <2 Nm

Options

Parker SMB / SMH family motors are available with standard and custom options to adapt motor on your application. If the option for your application is not listed, please consult our technical department.

Holding Brake

All SMB / SMH motors are available with option holding brake.

The fail-safe (supply voltage 24 VDC $\pm 10\%$) holding brake is incorporated in the motor at the opposite side of the front flange (SM_170 front side) and is applied when there is no voltage present. Because of the power loss caused by the brake, torque values must be reduced by 5 %. The holding brakes shall be used with the motor at a standstill and not for dynamic braking. For normal uses, they are maintenance free brakes.

Motor	Voltage [V]	Current [A]	Torque @20 °C [Nm]	Added Length with resolver [mm]	Added Weight [kg]	Added Inertia [kgmm ²]
SMB / SMH42	24	0.25	0.4	30	0.15	10
SMB / SMH60	24	0.34	2.2	31.5	0.3	12.5
SMB / SMH82	24	0.5	5	43	0.7	43
SMB / SMH100	24	0.67	11	47	0.6	104
SMB / SMH115	24	0.67	11	45	2	100
SMB / SMH142	24	0.75	22	50	3	200
SMB / SMH170	24	7.67	70	-	2	1600

Medium Inertia

Where the application needs different values of inertia, SMB / SMH can provide a standard adder.

Motor	Added inertia [kgmm ²]	Added length with resolver [mm]	Added weight [kg]
SMB / SMH60	29	31.5	0.32
SMB / SMH82	270	43	0.91
SMB / SMH100	284	47	0.68
SMB / SMH115	900	45	2.28
SMB / SMH142	690	50	2.49
SMB / SMH170	consult Parker	consult Parker	consult Parker

Feedback

Motors may be equipped with various feedback types in order to meet the different requirements for precision, signal that the application needs. The standard motor includes the resolver feedback. Hiperface Encoder, DSL Encoder, EnDat Encoder, Incremental Encoder are available like the following tables.

Resolver

Poles	2
Transformation ratio	0.5
Operating temperature	-50...+150 °C
SM_ associations	All Sizes

Incremental Encoder with Hall Sensor

Code	A1	A2	A3	B3	C4	D3
Resolution [C/T]	2000	2048	4096	2048	5000	5000
Poles	8					
System accuracy	$\pm 32''$	$\pm 32''$	$\pm 16''$	$\pm 32''$	$\pm 13''$	$\pm 13''$
Voltage	+5 VDC $\pm 5\%$ - 200 mA					
Reference mark	Yes					
Max speed [min ⁻¹]	6000					
Output circuit	Line drive differential mode 20 mA					
Operating temperature	-20 °C...+100 °C		-20 °C...+85 °C		-20 °C...+100 °C	
SM_ motors associations						
SM_42	N	N	N	N	N	N
SM_60	N	N	N	Y (+17 mm length)	N	Y (+17 mm length)
SM_82	Y	Y	Y	N	Y	N
SM_100	Y	Y	Y	N	Y	N
SM_115	Y	Y	Y	N	Y	N
SM_142	Y	Y	Y	N	Y	N
SM_170	Y	Y	Y	N	Y	N

Hiperface Absolute Encoder

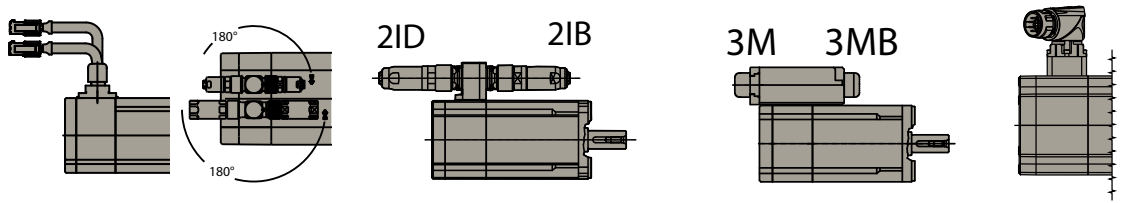
Code	S1	S2	S3	S4	S5	S6
Type	Optical					
Turn	Single	Multi	Single	Multi	Single	Multi
Incremental signals	1 V _{PP}				-	-
Line count	1024		128		-	-
Resolution	32768 (15 bit)		4096 (12 bit)		262 144 (18 bits)	
Absolute rotation	1	4096	1	4096	1	4096
System accuracy	±45"		±320"		±40"	
Power supply	8 VDC				7...12 VDC	
Max speed [min ⁻¹]	6000		12000	9000		
Temperature	-20 °C...+115 °C		-20 °C...+110 °C		20 °C...+105 °C	
Safety integrity level	SIL2 (IEC 61508), SILCL2 (IEC 62061)				SIL2 (IEC 61508), SILCL2 (IEC 62061)	
SM_ motors associations						
SM_42	N	N	N	N	N	N
SM_60	N		Y (+17 mm length without brake) (+30 mm length with brake)		Y (+17 mm length without brake) (+30 mm length with brake)	
SM_82	Y (+17 mm length without brake) (+30 mm length with brake)		Y	Y	Y	Y
SM_100	Y (+20 mm length)				Y (+20 mm length)	
SM_115	Y	Y	Y	Y	Y	Y
SM_142	Y	Y	Y	Y	Y	Y
SM_170	Y	Y	Y	Y	Y	Y

Code	A6	A7	C6	C7	G4
Type	Optical				Capacitive
Turn	Single	Multi	Single	Multi	Multi
Incremental signals	1 V _{PP}				
Line count	1024		128		16
Resolution	32768 (15 bit)		4096 (12 bit)		
Absolute rotation	1	4096	1	4096	512
System accuracy	±45"		±320"		±288"
Power supply	8 VDC				
Max speed [min ⁻¹]	6000		12000	9000	6000
Temperature	-20 °C...+115 °C		-20 °C...+110 °C		-20 °C...+115 °C
Safety integrity level	Not Available		Not Available		
SM_ motors associations					
SM_42	N	N	N	Y (+17 mm length) (56 mm rear flange)	N
SM_60	N		Y (+17 mm length without brake) (+30 mm length with brake)		
SM_82	Y (+17 mm length without brake) (+30 mm length with brake)		Y	Y	Y
SM_100	Y (+20 mm length)				
SM_115	Y	Y	Y	Y	Y
SM_142	Y	Y	Y	Y	Y
SM_170	Y	Y	Y	Y	Y

EnDat Absolute Encoder

Code	B9	D5	F2	F4
Type	Inductive	Optical		Inductive
Turn	Multi			
Incremental signals	1 V _{PP}			
Line count	32	512		16
Positions per revolutions	131 072 (17 bit)	8192 (13 bit)		262 144 (18 bit)
Distinguishable revolutions	4096	4096		
System accuracy	±400"	±60"		±480"
Power supply	5 VDC			
Max speed [min ⁻¹]	12 000	7 000	12 000	
Temperature	-20 °C...+115 °C	-30 °C...+115 °C	-40 °C...+115 °C	-20 °C...+115 °C
Absolute position values	EnDat 2.1	EnDat 2.2		EnDat 2.1
Safety integrity level	Not Available			
SM_ motors associations				
SM_42	N	N	N	N
SM_60	N	N	Y (+17 mm length without brake) (+9 mm length with brake)	
SM_82	Y (+22.5 mm length without brake) (+18 mm length with brake)		N	N
SM_100	Y (+20 mm length)		N	N
SM_115	Y	Y	N	N
SM_142	Y	Y	N	N
SM_170	Y	Y	N	N

Layout and Connectors



	200 mm Flying leads with molex plugs 0V	2x Parallel upright connectors 2I	2x Forward facing connectors 2IB	2x Rear facing connectors 2ID	Terminal box rear facing 3M	Terminal box forward facing 3MB	Hiperface DSL® Connector (IZ)
SMB_42	Y	N	N	N	N	N	N
SMB_60	Y	Y	Y	Y	Y	Y	N
SMB_82	N	Y	Y	Y	Y	Y	N
SMB_100	N	Y	Y	Y	Y	Y	N
SMB_115	N	Y	Y	Y	Y	Y	N
SMB_142	N	Y	Y	Y	Y	Y	N
SMH_42	Y	N	N	N	N	N	N
SMH_60	Y	Y	Y	N	N	N	N
SMH_82	N	Y	Y	N	N	N	N
SMH_100	N	Y	Y	N	N	N	N
SMH_115	N	Y	Y	N	N	N	N
SMH_142	N	Y	Y	N	N	N	N
SME_42	Y	N	N	N	N	N	Y
SME_60	N	N	Y	Y	N	N	Y
SME_82	N	N	Y	Y	N	N	Y
SME_100	N	N	Y	Y	N	N	Y
SME_115	N	Y	N	N	N	N	Y
SME_142	N	Y	N	N	N	N	Y
SME_170	N	Y	N	N	N	N	Y

Power connector (0V)

6	5	4
3	2	1

Pin	Description
1	GND - shield
2	Brake 0 VDC
3	Brake +24 VDC
4	W
5	V
6	U

Part number	
CONMOT6M	Female Connector

Resolver connector (0V)

12	11	10	9	8	7
6	5	4	3	2	1

Pin	Description
1	n.c.
2	n.c.
3	n.c.
4	PTC
5	PTC
6	GND - shield
7	SIN +
8	SIN -
9	COS +
10	COS -
11	EXTC -
12	EXTC +

Part number	
CONRES12M	Female Connector


Hiperface connector (0V)

12	11	10	9	8	7
6	5	4	3	2	1

Pin	Description
1	SIN +
2	SIN -
3	RS485 +
4	0 V
5	PTC
6	PTC
7	VDC +
8	COS +
9	COS -
10	RS485 -
11	GND - shield
12	n.c.

Part number	
CONRES12M	Female Connector

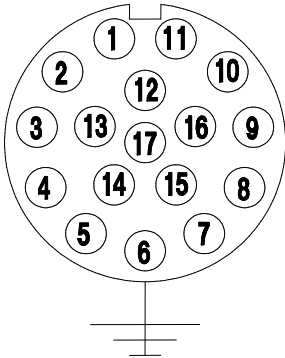
Power connector (2I, 2IB, 2ID)



Pin	Description
1	U
2	V
3	GND - shield
4	Brake +24 VDC
5	Brake 0 VDC
6	W

Part number	
CONMOT82F	Female Connector

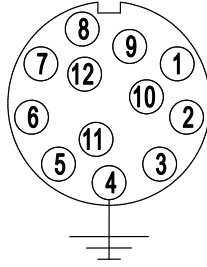
Incremental encoder connector (2I, 2IB, 2ID)



Pin	Description	
1	5 V	
2	0 V	
3	A +	
4	A -	
5	B +	
6	B -	
7	Z +	
8	PTC	KTY -
6	PTC	KTY +
10	Z -	
11	Hall A +	
12	Hall A -	
13	Hall B +	
14	Hall B -	
15	Hall C +	
16	Hall C -	
17	n.c.	

Part number	
CONENCF	Female Connector

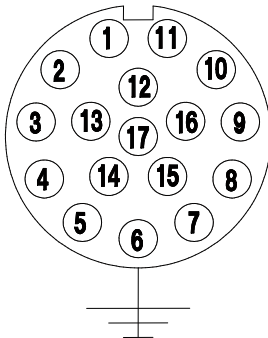
Resolver connector (2I, 2IB, 2ID)



Pin	Description	
1	SIN -	
2	SIN +	
3	n.c.	
4	GND - shield	
5	n.c.	
6	n.c.	
7	EXCT -	
8	PTC	KTY -
9	PTC	KTY +
10	EXCT +	
11	COS +	
12	COS -	

Part number	
CONRES82F	Female Connector

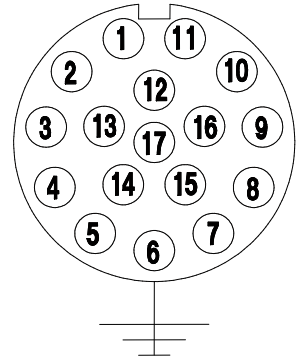
Absolute encoder SINCOS - EnDat (2I, 2IB, 2ID)



Pin	Description	
1	UP Sensor	
2	n.c.	
3	n.c.	
4	0 V Sensor	
5	PTC	KTY -
6	PTC	KTY +
7	UP	
8	CK +	
9	CK -	
10	0 V	
11	GND - shield	
12	B +	
13	B -	
14	Data +	
15	A +	
16	A -	
17	Data -	

Part number	
CONENCF	Female Connector

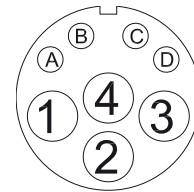
Absolute encoder SINCOS - Hiperface (2I, 2IB, 2ID)



Pin	Description	
1	SIN +	
2	SIN -	
3	RS485 +	
4	n.c.	
5	n.c.	
6	n.c.	
7	GND - shield	
8	PTC	KTY -
9	PTC	KTY +
10	+ VDC	
11	COS +	
12	COS -	
13	RS485 -	
14	n.c.	
15	n.c.	
16	n.c.	
17	n.c.	

Part number	
CONRES82F	Female Connector

Hiperface DSL® Connector (IZ)



Pin	Description
1	U
2	GND
3	V
4	W
A	Brake +
B	Brake -
C	Signal +
D	Signal -

Part number	
CONMOT2IZF	Female Connector

Associated Drives

Motor	Rated Speed [min ⁻¹]	Stall Current [A]	SLVD-N (230V) SPD/TWIN (400V)	TPD-M	Compax3	638
230 VAC supply voltage						
SM 42 60 0,35	6000	0.78	SLVD1N...	TPD-M02...	C3S025V2...	638A-01-3-F...
SM 60 30 0,55	3000	0.7	SLVD1N...	TPD-M02...	C3S025V2...	638A-01-3-F...
SM 60 45 0,55	4500	1	SLVD1N...	TPD-M02...	C3S025V2...	638A-01-3-F...
SM 60 60 0,55	6000	1.4	SLVD2N...	TPD-M02...	C3S025V2...	638A-02-3-F...
SM 60 16 1,4	1600	0.95	SLVD1N...	TPD-M02...	C3S025V2...	638A-01-3-F...
SM 60 30 1,4	3000	1.73	SLVD2N...	TPD-M02...	C3S025V2...	638A-02-3-F...
SM 60 45 1,4	4500	2.37	SLVD5N...	TPD-M05...	C3S063V2...	638A-04-3-F...
SM 60 60 1,4	6000	2.98	SLVD5N...	TPD-M05...	C3S063V2...	638A-04-3-F...
SM 60 75 1,4	7500	3.85	SLVD5N...	TPD-M05...	C3S063V2...	638A-04-3-F...
SM 82 10 03	1000	1.2	SLVD2N...	TPD-M02...	C3S025V2...	638A-02-3-F...
SM 82 16 03	1600	1.8	SLVD2N...	TPD-M02...	C3S025V2...	638A-02-3-F...
SM 82 30 03	3000	3.1	SLVD5N...	TPD-M05...	C3S063V2...	638A-04-3-F...
SM 82 33 03	3300	3.5	SLVD5N...	TPD-M05...	C3S063V2...	638A-04-3-F...
SM 82 45 03	4500	4.7	SLVD5N...	TPD-M05...	C3S063V2...	638A-06-3-F...
SM 82 60 03	6000	6.1	SLVD7N...	TPD-M08...	C3S063V2...	638B-08-3-F...
SM 82 75 03	7500	7.5	SLVD7N...	TPD-M08...	C3S100V2...	638B-08-3-F...
SM 100 16 06	1600	3.7	SLVD5N...	TPD-M05...	C3S063V2...	638A-04-3-F...
SM 100 30 06	3000	5.9	SLVD7N...	TPD-M08...	C3S063V2...	638A-06-3-F...
SM 100 45 06	4500	9.4	SLVD10N...	TPD-M10...	C3S100V2...	638B-10-3-F...
SM 100 55 06	5500	11.8	SLVD15N...	TPD-M15...	C3S150V2...	638B-15-3-F...
SM 100 75 06	7500	14.7	SLVD15N...	TPD-M15...	C3S150V2...	638B-15-3-F...
SM 115 16 10	1600	6	SLVD7N...	TPD-M08...	C3S063V2...	638A-06-3-F...
SM 115 30 10	3000	10.5	SLVD10N...	TPD-M10...	C3S100V2...	638B-10-3-F...
SM 115 40 10	4000	14.7	SLVD15N...	TPD-M15...	C3S150V2...	638B-15-3-F...
SM 115 54 10	5400	18.2	n.a.	TPD-M30...	n.a.	n.a.
SM 142 18 15	1800	9.7	SLVD10N...	TPD-M10...	C3S100V2...	638B-10-3-F...
SM 142 30 15	3000	16	SLVD17N...	TPD-M30...	n.a.	n.a.
SM 170 11 35	1100	13.3	SLVD15N...	TPD-M15...	C3S150V2...	638-B-15-3-F...
SM 170 16 35	1600	20	n.a.	TPD-M30...	C3S300V2...	n.a.
SM 170 25 35	2500	29	n.a.	TPD-M30...	n.a.	n.a.
400 VAC supply voltage						
SM 60 30 1,4	3000	0.95	SPD2N.. / TWIN2N	TPD-M02..	C3S015V4..	638B-03-6-F...
SM 60 45 1,4	4500	1.37	SPD2N.. / TWIN2N	TPD-M02..	C3S015V4..	638B-03-6-F...
SM 60 60 1,4	6000	1.73	SPD2N.. / TWIN2N	TPD-M02..	C3S038V4..	638B-03-6-F...
SM 60 75 1,4	7500	2.15	SPD5N.. / TWIN5N	TPD-M05..	C3S038V4..	638B-03-6-F...
SM 82 30 03	3000	1.8	SPD2N.. / TWIN2N	TPD-M02..	C3S038V4..	638B-03-6-F...
SM 82 45 03	4500	2.7	SPD5N.. / TWIN5N	TPD-M05..	C3S038V4..	638B-05-6-F...
SM 82 56 03	5600	3.1	SPD5N.. / TWIN5N	TPD-M05..	C3S038V4..	638B-05-6-F...
SM 82 60 03	6000	3.5	SPD5N.. / TWIN5N	TPD-M05..	C3S038V4..	638B-05-6-F...
SM 82 75 03	7500	4.4	SPD5N.. / TWIN5N	TPD-M05..	C3S075V4..	638B-05-6-F...
SM 100 30 06	3000	3.7	SPD5N.. / TWIN5N	TPD-M05..	C3S038V4..	638B-05-6-F...
SM 100 45 06	4500	5.6	SPD8N.. / TWIN8N	TPD-M08..	C3S075V4..	638B-08-6-F...
SM 100 56 06	5600	5.9	SPD8N.. / TWIN8N	TPD-M08..	C3S075V4..	638B-08-6-F...
SM 100 75 06	7500	9.4	SPD16N..	TPD-M15..	C3S150V4..	638B-10-6-F...
SM 115 20 10	2000	4.5	SPD5N.. / TWIN5N	TPD-M05..	C3S075V4..	638B-05-6-F...
SM 115 30 10	3000	6.0	SPD8N.. / TWIN8N	TPD-M08..	C3S075V4..	638B-08-6-F...
SM 115 40 10	4000	8.0	SPD8N.. / TWIN8N	TPD-M08..	C3S150V4..	638B-10-6-F...
SM 115 56 10	5600	10.5	SPD16N..	TPD-M15..	C3S150V4..	638B-15-6-F...
SM 142 20 15	2000	6.4	SPD8N.. / TWIN8N	TPD-M08..	C3S075V4..	638B-08-6-F...
SM 142 30 15	3000	9.7	SPD16N..	TPD-M10..	C3S150V4..	638B-10-6-F...
SM 142 45 15	4500	14.4	SPD16N..	TPD-M15..	C3S150V4..	638B-15-6-F...
SM 142 56 15	5600	16	SPD16N..	TPD-M30..	C3S300V4..	n.a.
SM 170 10 35	1000	6.8	SPD8N.. / TWIN8N	TPD-M08..	C3S075V4..	638B-08-6-F...
SM 170 20 35	2000	13.3	SPD16N..	TPD-M15..	C3S150V4..	638B-15-6-F...
SM 170 27 35	2700	18	n.a.	TPD-M30..	C3S300V4..	n.a.
SM 170 30 35	3000	20	n.a.	TPD-M30..	C3S300V4..	n.a.
SM 170 10 60	1000	11.7	SPD16N..	TPD-M15..	C3S150V4..	638B-15-6-F...
SM 170 20 60	2000	22.6	n.a.	TPD-M30..	C3S300V4..	n.a.
SM 170 30 60	3000	35.7	n.a.	n.a.	C3H050V4	n.a.

Order Code

Serie SMB / SME *

	1	2	3	4	5	6	7	8	9	10	11	12	13	14
Order example	SMB	A	60	30	1,4	5	9		2I		64	A6	M	2

1 Type Of Motor (mandatory field)	SME	Standard Motor with Encoder SME Series
	SMB	Standard Motor with Resolver SMB Series
2 Brake Option	empty field	No Brake Option
	A	Motor with Holding Brake
3 Motor Frame Size (mandatory field)	42	Torque 0.35 Nm
	60	Torque range 0.55 or 1.4 Nm
	82	Torque 3 Nm
	100	Torque range 6 Nm
	115	Torque range 10 Nm
	142	Torque range 15 or 17 Nm
	170	Torque range 35 or 60 Nm
4 Winding (mandatory field)	nn	min ⁻¹ (x100) see "Technical Data" (page 6)
5 Motor Torque (mandatory field)	nn	Torque [Nm] see "Technical Data" (page 6)
6 Flange (mandatory field)	5	All sizes
	7	Only for Size 82 and 115
	8	Only for Size 60, 82, 100 and 115
	9	Only for Size 115
7 Shaft (mandatory field)	9	9x25 mm for size 42 - 9x20 mm for size 60
	11	11x23 mm for size 60
	14	14x30 mm for size 82
	19	19x40 mm for size 82/100/115/142
	24	24x50 mm for size 100/115/142
	28	28x60 mm for size 115/142
	38	38x80 mm for size 170
8 Key Shaft option	empty field	Shaft with Key
	S	Shaft without key
9 Layout - Connectors (mandatory field)	0V	Cable exit and Molex Flying connectors - 200 mm above
	2I	Rotatable Interconnectron receptacles
	2IB	90° Interconnectron receptacles - forward facing
	2ID	90° Interconnectron receptacles - rear facing
	3M	Terminal box rear facing
	3MB	Terminal box forward facing
10 Female connectors option	empty field	With Female / flying connectors
	W	Without Female / flying connectors
11 Protection Degree (mandatory field)	64	IP64
	65	IP65 (standard for SMB170)
	67	IP67 (optional for SMB170)
12 Feedback	empty field	Standard Resolver [SMB]
	A1	Encoder 1024 ppr + Hall - TAMAGAWA OIH48
	A2	Encoder 2048 ppr + Hall - TAMAGAWA OIH48
	A3	Encoder 4096 ppr + Hall - TAMAGAWA OIH48
	A6	SinCos Hiperface Encoder Single-Turn - STEGMANN SRS50/52
	A7	SinCos Hiperface Encoder Multi-Turn - STEGMANN SRS50/52
	B3	Encoder 2048 ppr + Hall - TAMAGAWA OIH35
	B9	SinCos EnDat Encoder Multi-Turn - HEIDENHAIN EQI1331
	C4	Encoder 5000 ppr + Hall - TAMAGAWA OIH48
	C6	SinCos Hiperface Encoder Single-Turn - STEGMANN SKS36
	C7	SinCos Hiperface Encoder Multi-Turn - STEGMANN SKM36
	D3	Encoder 5000ppr + Hall - TAMAGAWA OIH35
	D5	SinCos EnDat Encoder Multi-Turn - HEIDENHAIN EQN1325
	F2	SinCos EnDat Encoder Multi-Turn - HEIDENHAIN EQN1125
	F4	SinCos EnDat Encoder Multi-Turn - HEIDENHAIN EQI1130
	G4	SinCos Hiperface Encoder Multi-Turn - STEGMANN SEL37
	S1	SinCos Hiperface Encoder Single-Turn - STEGMANN SRS50S, SIL2
	S2	SinCos Hiperface Encoder Multi-Turn - STEGMANN SRS50S, SIL2
	S3	SinCos Hiperface Encoder Single-Turn - STEGMANN SKS36S, SIL2
	S4	SinCos Hiperface Encoder Multi-Turn - STEGMANN SKM36S, SIL2
	S5	32768 steps/rev Single Turn Hiperface DSL® Encoder Feedback SIL2
	S6	32768 steps/rev x 4096 Multi Turn Hiperface DSL® Encoder Feedback SIL2

* SMB: for Drives TPD-M, SLVD-N, TWIN-N, SPD-N, Hi-Drive

13 Option Inertia

empty field Standard Inertia

M Medium Inertia

14 Voltage

0A 24 VDC

0B 34 V

0C 48 VDC

0D 50 V

0E 60 V

0L 60 VDC

0F 72 VDC

0G 74 V

0 80 V

0I 95 V

0H 96 V

1A 108-110 VDC

1D 120 VDC

1B 125 V

1C 150 VDC

1 180 V

1E 185 VDC

2B 200 VDC

2 220-230 V

2A 222 V

3 330 V

4 380-400 V

4A 425 VDC

4C 460 V

4B 490 V

Order Code

Serie SMH*

	1	2	3	4	5	6	7	8	9	10	11	12	13
Order example	SMH	A	60	30	1,4	5	9		2I	64	A6	M	2

1 Type Of Motor (mandatory field)	SMH	Standard Motor with Resolver SMH Series
2 Brake Option	empty field	No Brake Option
	A	Motor with Holding Brake (brakes when the supply voltage is 0)
3 Motor Frame Size (mandatory field)	42	Torque 0.35 Nm
	60	Torque range 0.55 or 1.4 Nm
	82	Torque 3 Nm
	100	Torque range 6 Nm
	115	Torque range 10 Nm
	142	Torque range 15 or 17 Nm
	170	Torque range 35 or 60 Nm
4 Winding (mandatory field)	nn	min ⁻¹ (x100) see "Technical Data" (page 6)
5 Motor Torque (mandatory field)	nn	Torque [Nm] see "Technical Data" (page 6)
6 Flange (mandatory field)	5	B5 Flange
	7	Only for Frame 82 and 115
	8	Only for Frame 60, 82, 100 and 115
	9	Only for Frame 115
7 Shaft (mandatory field)	9	9x25 mm for size 42 - 9x20 mm for size 60
	11	11x23 mm for size 60
	14	14x30 mm for size 82
	19	19x40 mm for size 82/100/115/142
	24	24x50 mm for size 100/115/142
	28	28x60 mm for size 115/142
	38	38x80 mm for size 170
8 Key Shaft option	empty field	Shaft with Key
	S	Shaft without key
9 Layout - Connectors (mandatory field)	0V	Cable exit and Molex Flying connectors - 200 mm above
	2I	Rotatable Interconnectron receptacles
	2IB	90° Interconnectron receptacles - forward facing
	2ID	90° Interconnectron receptacles - rear facing

10 Protection Degree (mandatory field)	64	IP64
	65	IP65 (standard for SMB170)
	67	IP67 (optional for SMB170)
11 Feedback	A6	SinCos Hiperface Encoder Single-Turn - STEGMANN SRS50/52
	A7	SinCos Hiperface Encoder Multi-Turn - STEGMANN SRM50/52
	C6	SinCos Hiperface Encoder Single-Turn - STEGMANN SKS36
	C7	SinCos Hiperface Encoder Multi-Turn - STEGMANN SKM36
	G4	SinCos Hiperface Encoder Multi-Turn - STEGMANN SEL37
	G5	SinCos Hiperface Encoder Multi-Turn - STEGMANN SEL52
	S1	SinCos Hiperface Encoder Single-Turn - STEGMANN SRS50S, SIL2
	S2	SinCos Hiperface Encoder Multi-Turn - STEGMANN SRM50S, SIL2
	S3	SinCos Hiperface Encoder Single-Turn - STEGMANN SKS36S, SIL2
	S4	SinCos Hiperface Encoder Multi-Turn - STEGMANN SKM36S, SIL2
12 Option Inertia	empty field	Standard Inertia
	M	Medium Inertia
13 Voltage	2	220-230 V
	4	380-400 V

* SMH: for Drive Compax3

Order Code

Motor Power Cable for SMB Motors

	1	2	3	4	5	6	7
Order example	CAVOMOT	A	1,5x	5	PM	I	40
1	CAVOMOT						
	CAVOMOT	Power cable drive - motor					
2	Brake wire						
	empty field	without brake wire					
	A	Brake wire					
3	Section [mm²]						
	1,5x	1,5 mm ²					
	2,5x	2,5 mm ²					
	4x, 6x, 10x,	4 mm ² , 6 mm ² , 10 mm ² ,					
	25x	25 mm ² (not for "PM" type)					
4	Length [m]						
	1, ...*	Length in metre					
5	Application Type						
	PF-	Standard cable					
	PM-	High flex cable					
6	Motor Connector						
	I	Interconnectron Connector [all layout]					
	3	Terminal Connection Box [all layout except 3M/3MB/3MC/3MA]					
	S	Terminal Connection Box [layout 3M/3M/3MC/3MA]					
	F	Faston Connector [layout SMB42 0V]					
7	Motor Size						
	40..265	Motor Size					

* Available lengths in meter: 1,2,5,10,15,20,30,40 50

Motor Cable for Hiperface DSL®

	1	2	3	4	5	6	7
Order example	CAVODSL	1,5x	3	PM-	TPD-	A00-	C
1	Cable						
	CAVODSL	Motor Cable for Single Cable Servo Drive System based on Hiperface DSL®					
2	Section [mm²]						
	1,5x	1,5 mm ²					
	2,5x	2,5 mm ²					
	4x, 6x, 10x,	4 mm ² , 6 mm ² , 10 mm ² ,					
	25x	25 mm ²					
3	Length [m]						
	1, ...	Length in metre (max. 50 m)					
4	Application Type						
	PM-	Moving Application					
5	Drive Type						
	TPD-	TPD Drive					
6	Option						
	...	Special customer drawing Internal table code					
7	Connector						
	C	Mating connector Mating connector in the motor package					

Feedback Cable for SMB Motors

	1	2	3	4	5
Order example	CAVORESX	4	PM	I	SLVDN
1	Signal Cable type				
	CAVORESX	Resolver			
	CAVOENCX	Incremental encoder			
	CAVOABSX	Absolute Encoder EnDat+SinCos			
	CAVOHIPX	Absolute Encoder Hiperface+SinCos			
	CAVOSINX	SinCos Encoder			
	CAVOHALX	SinCos Encoder + Hall sensor			
2	Length [m]				
	1, ...*	Length in metre			
3	Application Type				
	PM-	Moving Application			
4	Motor Connector				
	I	Interconnectron Connector [all layout]			
	S	Terminal Connection Box layout 3M/3M/3MC/3MA and motor MBX			
	F	Faston Connector [layout SMB40 0V]			
5	Drive Type				
	SLVDN	SLVD-N Drive			
	TPD	TPD-M			
	SPD/TWIN	TWIN_N e SPD_N Drive or wire without connector drive side			
	HIDRIVE	Hi-Drive			

Order Code

Motor Power Cable for SMH Motors

	1	2
Order example:	MOK	55/02

1	Cable
MOK	Motor cable ⁽²⁾
2	Type
	for SMH / MH56 / MH70 / MH105 ⁽³⁾
55/....⁽¹⁾	1,5 mm ² ; up to 13,8 A
54/....⁽¹⁾	1,5 mm ² ; up to 13,8 A Moving application
56/....⁽¹⁾	2,5 mm ² ; up to 18,9 A
57/....⁽¹⁾	2,5 mm ² ; up to 18,9 A Moving application

MOK55 and MOK54 are also possible for linear motors LXR406, LXR412 and BLMA.

Feedback Cable for SMH Motors

	1
Order example:	REK42/02

1	Zubehör
	for MH/SMH-Motors
REK42/....⁽¹⁾	Resolver cable ⁽²⁾
REK41/....⁽¹⁾	Resolver cable ⁽²⁾ Moving application
GBK24/....⁽¹⁾	SinCos© Feedback cable ⁽²⁾ Moving application
GBK38/....⁽¹⁾	EnDat 2.1 Feedback cable ⁽²⁾ Moving application
GBK23/....⁽¹⁾	Encoder cable ⁽²⁾

Length code for cables

⁽¹⁾ Length code 1 (Example: SSK01/09 = length 25 m)

Length [m]	1,0	2,5	5,0	7,5	10,0	12,5	15,0	20,0	25,0	30,0	35,0	40,0	45,0	50,0
Order code	01	02	03	04	05	06	07	08	09	10	11	12	13	14

⁽²⁾ Color according to DESINA

⁽³⁾ with motor connector

⁽⁴⁾ with cable eye for motor terminal box



Parker's Motion & Control Technologies

At Parker, we're guided by a relentless drive to help our customers become more productive and achieve higher levels of profitability by engineering the best systems for their requirements. It means looking at customer applications from many angles to find new ways to create value. Whatever the motion and control technology need, Parker has the experience, breadth of product and global reach to consistently deliver. No company knows more about motion and control technology than Parker. For further info call 00800 27 27 5374



Aerospace

Key Markets

Aftermarket services
Commercial transports
Engines
General & business aviation
Helicopters
Launch vehicles
Military aircraft
Missiles
Power generation
Regional transports
Unmanned aerial vehicles

Key Products

Control systems & actuation products
Engine systems & components
Fluid conveyance systems & components
Fluid metering, delivery & atomization devices
Fuel systems & components
Fuel tank inerting systems
Hydraulic systems & components
Thermal management
Wheels & brakes



Climate Control

Key Markets

Agriculture
Air conditioning
Construction Machinery
Food & beverage
Industrial machinery
Life sciences
Oil & gas
Precision cooling
Process
Refrigeration
Transportation

Key Products

Accumulators
Advanced actuators
CO₂ controls
Electronic controllers
Filter driers
Hand shut-off valves
Heat exchangers
Hose & fittings
Pressure regulating valves
Refrigerant distributors
Safety relief valves
Smart pumps
Solenoid valves
Thermostatic expansion valves



Electromechanical

Key Markets

Aerospace
Factory automation
Life science & medical
Machine tools
Packaging machinery
Paper machinery
Plastics machinery & converting
Primary metals
Semiconductor & electronics
Textile
Wire & cable

Key Products

AC/DC drives & systems
Electric actuators, gantry robots & slides
Electrohydraulic actuation systems
Electromechanical actuation systems
Human machine interface
Linear motors
Stepper motors, servo motors, drives & controls
Structural extrusions



Filtration

Key Markets

Aerospace
Food & beverage
Industrial plant & equipment
Life sciences
Marine
Mobile equipment
Oil & gas
Power generation & renewable energy
Process
Transportation
Water Purification

Key Products

Analytical gas generators
Compressed air filters & dryers
Engine air, coolant, fuel & oil filtration systems
Fluid condition monitoring systems
Hydraulic & lubrication filters
Hydrogen, nitrogen & zero air generators
Instrumentation filters
Membrane & fiber filters
Microfiltration
Sterile air filtration
Water desalination & purification filters & systems



Fluid & Gas Handling

Key Markets

Aerial lift
Agriculture
Bulk chemical handling
Construction machinery
Food & beverage
Fuel & gas delivery
Industrial machinery
Life sciences
Marine
Mining
Mobile
Oil & gas
Renewable energy
Transportation

Key Products

Check valves
Connectors for low pressure fluid conveyance
Deep sea umbilicals
Diagnostic equipment
Hose couplings
Industrial hose
Mooring systems & power cables
PTFE hose & tubing
Quick couplings
Rubber & thermoplastic hose
Tube fittings & adapters
Tubing & plastic fittings



Hydraulics

Key Markets

Aerial lift
Agriculture
Alternative energy
Construction machinery
Forestry
Industrial machinery
Machine tools
Marine
Material handling
Mining
Oil & gas
Power generation
Refuse vehicles
Renewable energy
Truck hydraulics
Turf equipment

Key Products

Accumulators
Cartridge valves
Electrohydraulic actuators
Human machine interfaces
Hybrid drives
Hydraulic cylinders
Hydraulic motors & pumps
Hydraulic systems
Hydraulic valves & controls
Hydrostatic steering
Integrated hydraulic circuits
Power take-offs
Power units
Rotary actuators
Sensors



Pneumatics

Key Markets

Aerospace
Conveyor & material handling
Factory automation
Life science & medical
Machine tools
Packaging machinery
Transportation & automotive

Key Products

Air preparation
Brass fittings & valves
Manifolds
Pneumatic accessories
Pneumatic actuators & grippers
Pneumatic valves & controls
Quick disconnects
Rotary actuators
Rubber & thermoplastic hose & couplings
Structural extrusions
Thermoplastic tubing & fittings
Vacuum generators, cups & sensors



Process Control

Key Markets

Alternative fuels
Biopharmaceuticals
Chemical & refining
Food & beverage
Marine & shipbuilding
Medical & dental
Microelectronics
Nuclear Power
Offshore oil exploration
Oil & gas
Pharmaceuticals
Power generation
Pulp & paper
Steel
Water/wastewater

Key Products

Analytical Instruments
Analytical sample conditioning products & systems
Chemical injection fittings & valves
Fluoropolymer chemical delivery fittings, valves & pumps
High purity gas delivery fittings, valves, regulators & digital flow controllers
Industrial mass flow meters/controllers
Permanent no-weld tube fittings
Precision industrial regulators & flow controllers
Process control double block & bleeds
Process control fittings, valves, regulators & manifold valves



Sealing & Shielding

Key Markets

Aerospace
Chemical processing
Consumer
Fluid power
General industrial
Information technology
Life sciences
Microelectronics
Military
Oil & gas
Power generation
Renewable energy
Telecommunications
Transportation

Key Products

Dynamic seals
Elastomeric o-rings
Electro-medical instrument design & assembly
EMI shielding
Extruded & precision-cut, fabricated elastomeric seals
High temperature metal seals
Homogeneous & inserted elastomeric shapes
Medical device fabrication & assembly
Metal & plastic retained composite seals
Shielded optical windows
Silicone tubing & extrusions
Thermal management
Vibration dampening

Parker Worldwide

Europe, Middle East, Africa

AE – United Arab Emirates, Dubai
Tel: +971 4 8127100
parker.me@parker.com

AT – Austria, Wiener Neustadt
Tel: +43 (0)2622 23501-0
parker.austria@parker.com

AT – Eastern Europe, Wiener Neustadt
Tel: +43 (0)2622 23501 900
parker.easteurope@parker.com

AZ – Azerbaijan, Baku
Tel: +994 50 2233 458
parker.azerbaijan@parker.com

BE/LU – Belgium, Nivelles
Tel: +32 (0)67 280 900
parker.belgium@parker.com

BG – Bulgaria, Sofia
Tel: +359 2 980 1344
parker.bulgaria@parker.com

BY – Belarus, Minsk
Tel: +375 17 209 9399
parker.belarus@parker.com

CH – Switzerland, Etoy
Tel: +41 (0)21 821 87 00
parker.switzerland@parker.com

CZ – Czech Republic, Klecany
Tel: +420 284 083 111
parker.czechrepublic@parker.com

DE – Germany, Kaarst
Tel: +49 (0)2131 4016 0
parker.germany@parker.com

DK – Denmark, Ballerup
Tel: +45 43 56 04 00
parker.denmark@parker.com

ES – Spain, Madrid
Tel: +34 902 330 001
parker.spain@parker.com

FI – Finland, Vantaa
Tel: +358 (0)20 753 2500
parker.finland@parker.com

FR – France, Contamine s/Arve
Tel: +33 (0)4 50 25 80 25
parker.france@parker.com

GR – Greece, Athens
Tel: +30 210 933 6450
parker.greece@parker.com

HU – Hungary, Budaörs
Tel: +36 23 885 470
parker.hungary@parker.com

IE – Ireland, Dublin
Tel: +353 (0)1 466 6370
parker.ireland@parker.com

IT – Italy, Corsico (MI)
Tel: +39 02 45 19 21
parker.italy@parker.com

KZ – Kazakhstan, Almaty
Tel: +7 7273 561 000
parker.easteurope@parker.com

NL – The Netherlands, Oldenzaal
Tel: +31 (0)541 585 000
parker.nl@parker.com

NO – Norway, Asker
Tel: +47 66 75 34 00
parker.norway@parker.com

PL – Poland, Warsaw
Tel: +48 (0)22 573 24 00
parker.poland@parker.com

PT – Portugal, Leca da Palmeira
Tel: +351 22 999 7360
parker.portugal@parker.com

RO – Romania, Bucharest
Tel: +40 21 252 1382
parker.romania@parker.com

RU – Russia, Moscow
Tel: +7 495 645-2156
parker.russia@parker.com

SE – Sweden, Spånga
Tel: +46 (0)8 59 79 50 00
parker.sweden@parker.com

SK – Slovakia, Banská Bystrica
Tel: +421 484 162 252
parker.slovakia@parker.com

SL – Slovenia, Novo Mesto
Tel: +386 7 337 6650
parker.slovenia@parker.com

TR – Turkey, Istanbul
Tel: +90 216 4997081
parker.turkey@parker.com

UA – Ukraine, Kiev
Tel: +380 44 494 2731
parker.ukraine@parker.com

UK – United Kingdom, Warwick
Tel: +44 (0)1926 317 878
parker.uk@parker.com

ZA – South Africa, Kempton Park
Tel: +27 (0)11 961 0700
parker.southafrica@parker.com

North America

CA – Canada, Milton, Ontario
Tel: +1 905 693 3000

US – USA, Cleveland
Tel: +1 216 896 3000

Asia Pacific

AU – Australia, Castle Hill
Tel: +61 (0)2-9634 7777

CN – China, Shanghai
Tel: +86 21 2899 5000

HK – Hong Kong
Tel: +852 2428 8008

IN – India, Mumbai
Tel: +91 22 6513 7081-85

JP – Japan, Tokyo
Tel: +81 (0)3 6408 3901

KR – South Korea, Seoul
Tel: +82 2 559 0400

MY – Malaysia, Shah Alam
Tel: +60 3 7849 0800

NZ – New Zealand, Mt Wellington
Tel: +64 9 574 1744

SG – Singapore
Tel: +65 6887 6300

TH – Thailand, Bangkok
Tel: +662 186 7000-99

TW – Taiwan, Taipei
Tel: +886 2 2298 8987

South America

AR – Argentina, Buenos Aires
Tel: +54 3327 44 4129

BR – Brazil, Sao Jose dos Campos
Tel: +55 800 727 5374

CL – Chile, Santiago
Tel: +56 2 623 1216

MX – Mexico, Toluca
Tel: +52 72 2275 4200



EMEA Product Information Centre

Free phone: 00 800 27 27 5374

(from AT, BE, CH, CZ, DE, DK, EE, ES, FI, FR, IE, IL, IS, IT, LU, MT, NL, NO, PL, PT, RU, SE, SK, UK, ZA)

US Product Information Centre

Toll-free number: 1-800-27 27 537

www.parker.com