

- High Life Cycle
- High Temperature Capability
- IP65 Dust Proof, Water Proof (Intense Spray)
- Compact design



Variohm IPL linear sensors combine a robust and sealed membrane type linear potentiometer element in a convenient support housing that makes installation straightforward. The compact IPL series, available from 25 mm to 500 mm stroke provides accurate linear measurement feedback for a wide range of applications.

## Specifications

### Mechanical

Typical Life Cycle (membrane element)	>10 million
Actuation force	3.0 N average

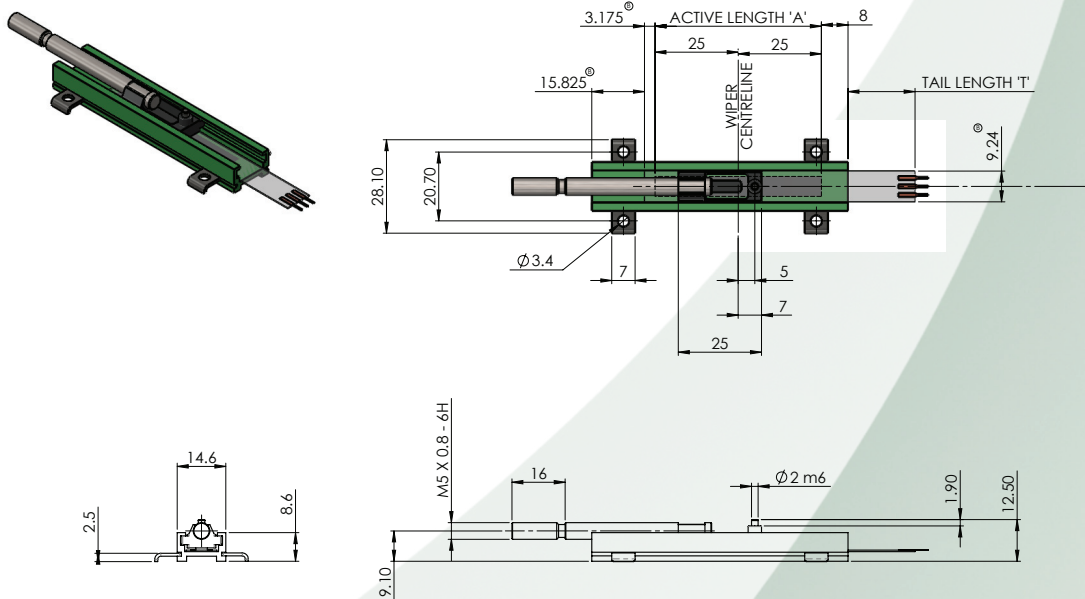
### Environmental

Operating temperature	-40°C to +85°C
Humidity	No affect @ 95% RH, 24hrs 60°C
IP rating of active area	IP65

### Electrical

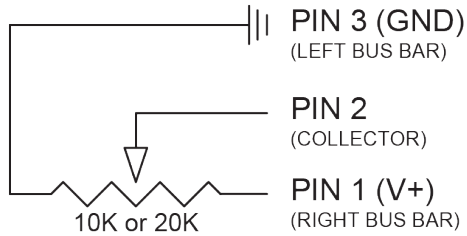
Resistance - Standard	10 kΩ (lengths >300 = 20 kΩ)
Resistance - Custom	5kΩ to 100 kΩ
Resistance Tolerance	±20%
Effective Electrical Travel	25 to 500 mm
Linearity (Independent)	±3% (±1% on request)
Repeatability	+/- 0.5 mm
Power Rating (depending on size, varies with length and temperature)	1 Watt max. @ 25°C, 0.5 Watt recommended
Resolution	Analog output theoretically infinite; affected by variation of contact wiper surface area.
Dielectric Value	No affect @ 500VAC for 1 minute

## Dimensions - IPL

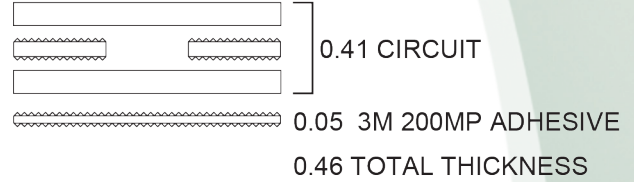


Dimension A - Active Length in mm	25.00	50.00	100.00	200.00	500.00
Dimension T - Tail Length in mm	12.7 mm	24.9mm			

## Wiring



## Membrane cross section




## Ordering information


(Please use the characters in the chart below to construct your product code)

Sample Code: **IPL - 0050 - 103 - 3% - ST**


Series	Active Length mm	Resistance	Independent Linearity	Connectors
IPL	0012 = 12.5	Active Lengths < 300 103 = 10 KΩ Active Lengths > 300 203 = 20 KΩ	3% = ±3% (±1% on request)	<b>ST = Solder Tab</b> MP = Male Pins RH = Receptacles w/Plain Housing RL = Receptacles w/Latch Housing RD = Receptacles w/Detent Housing
	0025 = 25			
	0050 = 50			
	0100 = 100			
	0150 = 150			
	0170 = 170			
	0200 = 200			
	0300 = 300			
	0400 = 400			
	0500 = 500			
	0750 = 750			
1000 = 1000				



Crimpflex Solder Tab (ST)




Crimpflex Short Male Pins (MP)



Crimpflex Female Receptacles with a Plain Housing (RH)



Crimpflex Female Receptacles with a Latch Housing (RL)



Crimpflex Female Receptacles with a Detent Housing (RD)

Standard options in **bold type** - other available options  
Custom options available on request