

FUJI low-voltage contactors and starters are available in a broad choice of types, from high-performance to economy, for all consumer and industrial needs. For standard applications, we offer the high-performance SC series. We offer the economical F series for light industrial use, the SB series dedicated to DC circuits, and the SS series with long service-life noise-free solid-state contactors.


SC and SW series
Standard type magnetic contactors and starters

The SC series is a range of long service-life and high-performance contactors. SC-03 to SC-N3 small-frame contactors provide snap-on fitting of numerous optional units, such as auxiliary contact blocks, coil surge suppressors, and operation counters. Field modifications are quick and easy to make.

Type SC-N6 and above contactors come with an IC-controlled SUPER MAGNET coil, which operates from both AC and DC sources, to eliminate burnt coils and contact chattering caused by voltage fluctuation.

SB series
DC magnetic contactors

We developed the SB series DC contactors from our SC series AC contactors. Applications include opening and closing DC circuits and controlling DC motors. They permit switching of DC loads up to 550V DC, 360A. There are two main contact arrangements available: the 2NO type and the 2NO + 1NC type, which has one NC contact for dynamic brake circuits. Type SB-5N and above contactors come with an IC-controlled SUPER MAGNET coil for improved operational stability.



FC and FW series
Definite purpose contactors and starters

The FC series contactors are compact and economical contactors designed for use in consumer appliances with relatively low switching frequencies. Typical applications include air conditioners, industrial washing machines, heaters, compressors, driers, and fans. Contactor pickup voltage is 75% of the rated voltage. FC-0 is available with tab and printed board terminals, as well as with self-lifting screw terminals.

SS series
Solid-state contactors

The SS series contactors employ a semiconductor that can withstand both high voltage and large overcurrent when making and breaking load circuits. The completely contactless design gives high performance, including long service life and noise-free operation. Applications include frequent making and breaking for motors, heaters, and similar circuits. A built-in surge absorbing varistor and CR circuit to protect the SSC from surges when switching inductive loads, and surges from external circuits.


DUO series
BM3 series manual motor starters, SC-M and SC-E series magnetic contactors

Refer to the Individual Catalog No.02.

Magnetic Contactors and Starters

SC and SW series

Versions



Standard type contactors and starters

Standard type is usually used to start and stop motors, and to open and close resistance loads like heaters or electric furnaces.
See page 01/25.




Contactors and starters with SUPER MAGNET

IC operated SUPER MAGNET prevents coil burning and contact welding due to voltage fluctuations
See page 01/25.




Enclosed type starters

Standard type starter are housed in a protective enclosure.
See page 01/33.




Reversing contactors and starters

This type is most suitable for reversing operation of 3-phase motors or plugging or braking.
See page 01/34.




DC-operated contactors and starters

Main circuit is AC, and operation is carried out by DC operating coil. This type is useful for applications in which control power source is independent.
See page 01/41.




OFF-delay release contactors and starters

This is a combination of DC-operated magnetic contactor and off-delay release unit. This prevents circuit opening due to instantaneous voltage drops.
See page 01/46.




With extra pickup operating coil

These contactors are suitable for use in places with poor power supply conditions. These contactors operate normally even if the coil input voltage falls to 75% of the coil rated voltage.
See page 01/47.



Mechanical latch contactors

Latch mechanism prevents the circuit from opening due to power failure, instantaneous power failure, or voltage drop of power source. This is suitable for change-over circuit and stand-by power supply equipment.
See page 01/48.



Heavy starting duty starters

This is suitable for overload protection or stall prevention of motors with longer starting times such as those for blowers and fans having a large inertia.
See page 01/53.