

Termination board - IBS S7 400 ETH DSC/I-T - 2731102

Please be informed that the data shown in this PDF Document is generated from our Online Catalog. Please find the complete data in the user's documentation. Our General Terms of Use for Downloads are valid (<http://phoenixcontact.com/download>)



Termination board, with electrical isolation

Product description

INTERBUS controller board for Siemens SIMATIC S7-400 PLCs

The IBS S7 400 DSC/I-T INTERBUS controller board permits the INTERBUS to be connected to the SIMATIC S7 400.

The distinguishing features of the controller board are the ease of operation and the numerous processing functions, such as:

Data preprocessing, synchronous operating modes, extended parameterization via CMD, and PCP communication.

The diagnostics display shows operational and error states in plain text, thus reducing startup times to a minimum.

Configuration and programming are carried out in the Step 7 environment.

In addition, the IBS S7 400 ETH DSC/I-T controller board permits several controller boards to be connected, controlled and configured with IBS CMD via a higher level Ethernet network. For this purpose, you can choose between the AUI and the 10Base-T interface.

Product Features

- Blocks for STEP 7 simplify integration
- Maximum INTERBUS transmission speed of 2 Mbaud
- INTERBUS with up to 8192 I/O points per controller board



Key commercial data

Packing unit	1 pc
Weight per Piece (excluding packing)	1215.4 GRM
Custom tariff number	85371091
Country of origin	Germany

Technical data

Note

Utilization restriction	EMC: class A product, see manufacturer's declaration in the download area
-------------------------	---

Dimensions

Width	50 mm
-------	-------

Termination board - IBS S7 400 ETH DSC/I-T - 2731102

Technical data

Dimensions

Height	290 mm
Depth	210 mm

Ambient conditions

Degree of protection	IP20
Ambient temperature (operation)	0 °C ... 60 °C
Ambient temperature (storage/transport)	-25 °C ... 65 °C
Permissible humidity (operation)	30 % (up to 75%, no condensation)
Permissible humidity (storage/transport)	30 % (up to 95%, no condensation)
Air pressure (operation)	860 hPa ... 1080 kPa (up to 1500 m above mean sea level)
Air pressure (storage/transport)	660 hPa ... 1080 kPa (up to 3500 m above mean sea level)

Control system

Control system	SIMATIC® S7-400 controllers
Programming tool	STEP 7 from version 5.x
Diagnostics tool	DIAG+ from version 1.0x
Configuration tool	CMD from version 4.5x

Software interfaces

Application interface	S7 I/O driver
	S7 function blocks

Software requirements

Configuration tool	CMD from version 4.5x
	Config+ from version 1.00 onwards
Diagnostics tool	DIAG+ from version 1.0x
Programming tool	STEP 7 from version 5.x

Power supply

Power supply connection	Via SIMATIC I/O bus
Typical current consumption	2.5 A
Supply voltage	5 V DC
Power dissipation	<p></p>

General

Weight	1200 g
Format	2 slots

Data interfaces

Interface	Control system
Connection method	SIMATIC® S7-400 P bus

Termination board - IBS S7 400 ETH DSC/I-T - 2731102

Technical data

Data interfaces

Interface	INTERBUS remote bus
Connection method	9-pos. D-SUB socket strip
Transmission speed	500 kBit/s / 2 MBit/s
Interface	Parameterization/operation/diagnostics
Connection method	RS-232-C, D-SUB male connector
Interface	Ethernet
Connection method	10/100Base-T via RJ45
Interrupts	Are supported

Fieldbus function

Amount of process data	max. 8192 Bit
Number of supported devices	max. 128 (of which 254 are remote bus devices/bus segments)
Number of devices with parameter channel	max. 126 (512 words)
Module classification	INTERBUS master

Classifications

eCl@ss

eCl@ss 4.0	27240409
eCl@ss 4.1	27240409
eCl@ss 5.0	27242215
eCl@ss 5.1	27242208
eCl@ss 6.0	27242208
eCl@ss 7.0	27242208
eCl@ss 8.0	27242208

ETIM

ETIM 2.0	EC001423
ETIM 3.0	EC001423
ETIM 4.0	EC001423
ETIM 5.0	EC000236

UNSPSC

UNSPSC 6.01	43172015
UNSPSC 7.0901	43201404
UNSPSC 11	43172015
UNSPSC 12.01	43201404
UNSPSC 13.2	43201404

Termination board - IBS S7 400 ETH DSC/I-T - 2731102

Approvals

Approvals

Approvals


UL Recognized / cUL Recognized / GOST / cUL Recognized / GOST / cULus Recognized

Ex Approvals


Approvals submitted


Approval details

UL Recognized 

cUL Recognized 

GOST 

cUL Recognized 

GOST 

cULus Recognized 

Termination board - IBS S7 400 ETH DSC/I-T - 2731102

Accessories

Accessories

Configuration and diagnostics

Software - DIAG+ - 2730307



Diag+, diagnostics software, for INTERBUS networks, area of application: Startup, maintenance and, for example, for integration in control desk software, can be integrated in 32 bit applications (ActiveX-capable)

Software - CONFIG+ OEM - 2700779



Config+ project license, for configuration and diagnostics of an INTERBUS system. Please enter the project number in the configuration field or get in touch with your contact person in our sales organization.

Software - CONFIG+ DEMO - 2868046



Config+ demo version with restricted range of function (it is not possible to save projects)

Software - CONFIG+ - 2868059



Config+ full version for configuration and diagnostics of an INTERBUS system

Software - CONFIG+ CPY - 2868062



The Config+ copy license enables the installation and parallel use of the Config+ software on multiple workstations. A single-user full license is also required. It is a workstation license

Termination board - IBS S7 400 ETH DSC/I-T - 2731102

Accessories

Software - IBS CMD SWT G4 - 2721439



Network configuration software for INTERBUS Generation 4

Software - IBS CMD SWT G4 E - 2721442



Network configuration software for INTERBUS Generation 4

Device parameterization

Software - AX+ BASIC - 2985068



Software CD for FDT container for integrating device DTMs (free download)

Software - AX DTM LIB - 2988065



DTM library

Parameterization memory

Termination board - IBS S7 400 ETH DSC/I-T - 2731102

Accessories

Memory - IBS MC FLASH 2MB - 2729389



Program and configuration memory, 2 Mbyte

Programming cable

Connecting cable - IBS PRG CAB - 2806862



Connection cable, to connect the controller boards to the PC (RS-232-C), length 3 m

Spare parts

Memory - IBS MC FLASH 2MB - 2729389



Program and configuration memory, 2 Mbyte
