

## Approvals

UL recognized 0.2 A to 7 A

## Electrical Characteristics

Rated Current	1 Inches Minimum	2 Inches Maximum	3 Inches Maximum
0.2 A to 7 A	4 Hours	5 Seconds	0.2 Seconds

Environmental Temperature at 25°C

## Interrupting Ratings:

50 A at 32 V ac

50 A at 63 V dc

## Environmental Specifications:

### Operating Temperature

-55°C to +125°C

### Thermal Shock

MIL-STD-202G, method 213, condition 1 (100 G's peak for 6 milliseconds)

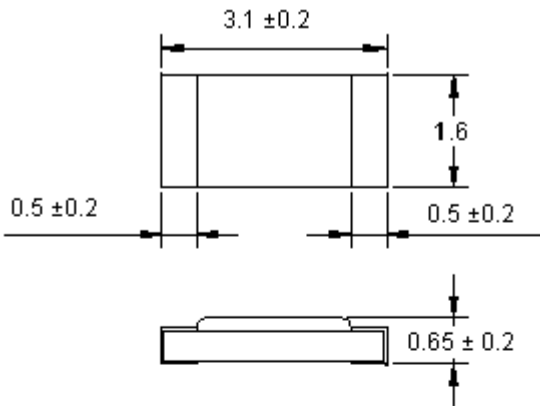
### Vibration

MIL-STD-202G, method 204, test condition C

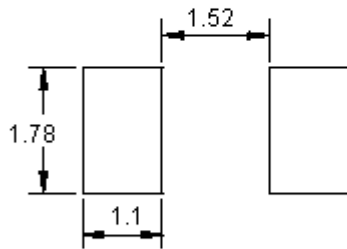
### Moisture Resistance

MIL-STD-202G, method 106, 10 day cycle

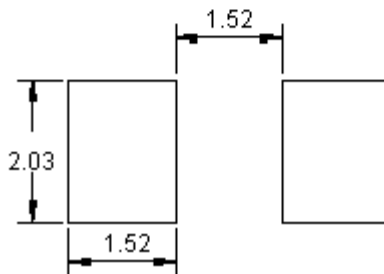
## Dimensions



## Recommended Land Pattern



Reflow Solder



Waver Solder

Dimensions : Millimetres

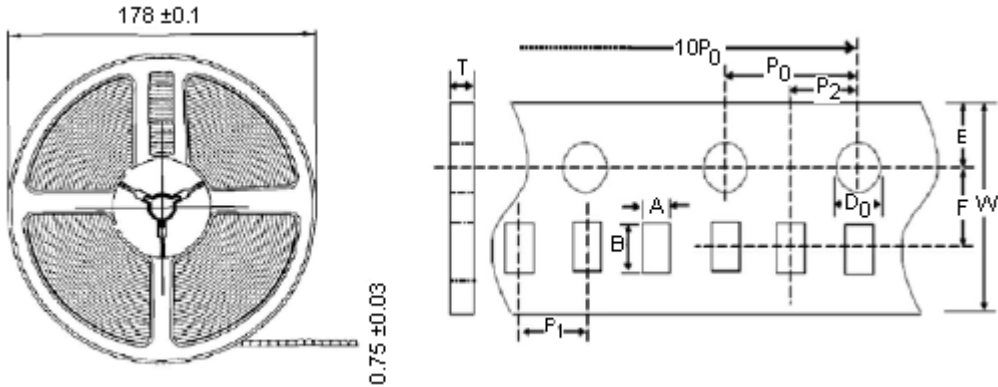
## Materials:

Construction Body Material	: Ceramic
Termination Material	: Copper (Cu), Nickel (Ni), Tin (Sn)
Fuse Element	: Copper (Cu), Tin (Sn)

## Specification Table

Description	Marking	Amperes Rating (Inches)	Voltage Rating (V)	Nominal Resistance Cold $\Omega$	Nominal Melting $I^2t$ A <sup>2</sup> Seconds	Part Number
Fuse, SMD, 1206, 0.2 A	C	200 mA	63 V	2.3	0.001	MC12CF.200
Fuse, SMD, 1206, 0.25 A	D	250 mA		1.3	0.005	MC12CF.250
Fuse, SMD, 1206, 0.375 A	E	375 mA		0.65	0.01	MC12CF.375
Fuse, SMD, 1206, 0.5 A	F	500 mA		0.44	0.022	MC12CF.500
Fuse, SMD, 1206, 0.75 A	G	750 mA		0.25	0.036	MC12CF 750
Fuse, SMD, 1206, 1 A	H	1 A		0.125	0.052	MC12CF 001
Fuse, SMD, 1206, 1.25 A	J	1.25 A		0.083	0.083	MC12CF 1.25
Fuse, SMD, 1206, 1.5 A	K	1.5 A		0.051	0.195	MC12CF 1.50
Fuse, SMD, 1206, 1.75 A	L	1.75 A		0.043	0.263	MC12CF 1.75
Fuse, SMD, 1206, 2 A	N	2 A		0.036	0.488	MC12CF 002
Fuse, SMD, 1206, 2.5 A	O	2.5 A		0.027	0.524	MC12CF 2.50
Fuse, SMD, 1206, 3 A	P	3 A		0.022	0.758	MC12CF 003
Fuse, SMD, 1206, 4 A	S	4 A		0.015	0.933	MC12CF 004
Fuse, SMD, 1206, 5 A	T	5 A		0.011	1.032	MC12CF 005
Fuse, SMD, 1206, 7 A	U	7 A		0.007	2.555	MC12CF 007

## Tape and Reel Specifications



Dimensions : Millimetres

Item	A	B	W	E	F	P <sub>0</sub>	P <sub>1</sub>	P <sub>2</sub>	D <sub>0</sub>	T	10P <sub>0</sub>
Criterion	2	3.5	8	1.75	3.5	4	4	2	1.55	0.75	40
	0.05	0.05	0.1	0.05	0.05	0.1	0.1	0.05	0.05	0.03	0.1
	-0.05	-0.05	-0.1	-0.05	-0.05	-0.1	-0.1	-0.05	-0.05	-0.03	-0.1
Maximum	2.05	3.55	8.1	1.8	3.55	4.1	4.1	2.05	1.6	0.78	40.1
Minimum	1.95	3.45	7.9	1.7	3.45	3.9	3.9	1.95	1.5	0.72	39.9

Tape and Reel Quantity : 5,000 pcs / reel

**Important Notice :** This data sheet and its contents (the "Information") belong to the members of the Premier Farnell group of companies (the "Group") or are licensed to it. No licence is granted for the use of it other than for information purposes in connection with the products to which it relates. No licence of any intellectual property rights is granted. The Information is subject to change without notice and replaces all data sheets previously supplied. The Information supplied is believed to be accurate but the Group assumes no responsibility for its accuracy or completeness, any error in or omission from it or for any use made of it. Users of this data sheet should check for themselves the Information and the suitability of the products for their purpose and not make any assumptions based on information included or omitted. Liability for loss or damage resulting from any reliance on the Information or use of it (including liability resulting from negligence or where the Group was aware of the possibility of such loss or damage arising) is excluded. This will not operate to limit or restrict the Group's liability for death or personal injury resulting from its negligence. Multicomp is the registered trademark of the Group. © Premier Farnell plc 2012.