







Ratings

● E series







| Part No. | Type No. of Approved Standards | Rated Functioning Temp. : Tf* ¹ (°C) | Functioning Temp. * ² (°C) | Electrical Rating | | | Maximum Operating Temp. * ³ (°C) | Holding Temp. : Th* ⁴ (°C) | Maximum Temp. Limit : Tm* ⁵ (°C) | Approved Safety Standards | | | | | | |
|------------|--------------------------------|---|---------------------------------------|-------------------|-----------|----------|---|---------------------------------------|---|---|---------|-----|-----|------|-----|---|
| | | | | AC/DC | Volt. (V) | Amp. (A) | | | |  | UL C-UL | CSA | VDE | BEAB | CCC | |
| EYP05BE101 | E101 | 102 | 98±3 | AC | 250 | 0.5 | 65 | 75 | 200 |  | ○ | ○ | ○ | ○ | ○ | ○ |
| | | | | AC | 125 | 1.5 | 60 | 70 | | — | ○ | ○ | ○ | ○ | ○ | — |
| | | | | DC | 50 | 3 | 55 | 65 | | — | ○ | ○ | ○ | ○ | ○ | — |
| EYP05BE115 | E115 | 115 | 110±2 | AC | 250 | 0.5 | 80 | 95 | 200 |  | ○ | ○ | ○ | ○ | ○ | ○ |
| | | | | AC | 125 | 1.5 | 76 | 93 | | — | ○ | ○ | ○ | ○ | ○ | — |
| | | | | DC | 50 | 3 | 70 | 84 | | — | ○ | ○ | ○ | ○ | ○ | — |
| EYP05BE134 | E134 | 134 | 129 ⁺⁴ ₋₃ | AC | 250 | 0.5 | 90 | 105 | 200 |  | ○ | ○ | ○ | ○ | ○ | ○ |
| | | | | AC | 125 | 1.5 | 85 | 100 | | — | ○ | ○ | ○ | ○ | ○ | — |
| | | | | DC | 50 | 3 | 70 | 85 | | — | ○ | ○ | ○ | ○ | ○ | — |
| EYP05BE138 | E138 | 139 | 135±3 | AC | 250 | 0.5 | 100 | 115 | 200 |  | ○ | ○ | ○ | ○ | ○ | ○ |
| | | | | AC | 125 | 1.5 | 95 | 110 | | — | ○ | ○ | ○ | ○ | ○ | — |
| | | | | DC | 50 | 4 | 65 | 80 | | — | ○ | ○ | ○ | ○ | ○ | — |
| EYP05BE145 | E145 | 145 | 141±2 | AC | 250 | 0.5 | 110 | 125 | 200 |  | ○ | ○ | ○ | ○ | ○ | ○ |
| | | | | AC | 125 | 1.5 | 105 | 125 | | — | ○ | ○ | ○ | ○ | ○ | — |
| | | | | DC | 50 | 5 | 80 | 95 | | — | ○ | ○ | ○ | ○ | ○ | — |

Note: (1) For long lead types add the letter "L" at the end of the part number.

(2) The information of the Approved Safety Standards is furnished as of Jun. 2010.

Approved Safety Standards File No. UL/C-UL:E60271, CSA:1709439(LR67163), VDE:481106-1171-0002, BEAB:C1139, CCC:2011010205464843

● H series

| Part No. | Type No. of Approved Standards | Rated Functioning Temp. : Tf* ¹ (°C) | Functioning Temp. * ² (°C) | Electrical Rating | | | Maximum Operating Temp. * ³ (°C) | Holding Temp. : Th* ⁴ (°C) | Maximum Temp. Limit : Tm* ⁵ (°C) | Approved Safety Standards | | | | | | |
|-----------|--------------------------------|---|---------------------------------------|-------------------|-----------|----------|---|---------------------------------------|---|---|---------|-----|-----|------|-----|---|
| | | | | AC/DC | Volt. (V) | Amp. (A) | | | |  | UL C-UL | CSA | VDE | BEAB | CCC | |
| EYP2BH101 | H101 | 102 | 98±3 | AC | 250 | 2 | 65 | 75 | 200 |  | ○ | ○ | ○ | ○ | ○ | ○ |
| | | | | AC | 125 | 3 | 60 | 70 | | — | ○ | ○ | ○ | ○ | ○ | — |
| | | | | DC | 50 | 3.5 | 55 | 65 | | — | ○ | ○ | ○ | ○ | ○ | — |
| EYP2BH115 | H115 | 115 | 110±2 | AC | 250 | 2 | 80 | 90 | 200 |  | ○ | ○ | ○ | ○ | ○ | ○ |
| | | | | AC | 125 | 3 | 76 | 86 | | — | ○ | ○ | ○ | ○ | ○ | — |
| | | | | DC | 50 | 3.5 | 74 | 84 | | — | ○ | ○ | ○ | ○ | ○ | — |
| EYP2BH134 | H134 | 134 | 129 ⁺⁴ ₋₃ | AC | 250 | 2 | 90 | 95 | 200 |  | ○ | ○ | ○ | ○ | ○ | ○ |
| | | | | AC | 125 | 3 | 70 | 85 | | — | ○ | ○ | ○ | ○ | ○ | — |
| | | | | DC | 50 | 3.5 | 65 | 80 | | — | ○ | ○ | ○ | ○ | ○ | — |
| EYP2BH138 | H138 | 139 | 135±3 | AC | 250 | 2 | 100 | 105 | 200 |  | ○ | ○ | ○ | ○ | ○ | ○ |
| | | | | AC | 125 | 3 | 80 | 95 | | — | ○ | ○ | ○ | ○ | ○ | — |
| | | | | DC | 50 | 3.5 | 75 | 90 | | — | ○ | ○ | ○ | ○ | ○ | — |
| EYP2BH145 | H145 | 145 | 141±2 | AC | 250 | 2 | 110 | 125 | 200 |  | ○ | ○ | ○ | ○ | ○ | ○ |
| | | | | AC | 125 | 3 | 100 | 115 | | — | ○ | ○ | ○ | ○ | ○ | — |
| | | | | DC | 50 | 4.5 | 85 | 100 | | — | ○ | ○ | ○ | ○ | ○ | — |

Note: (1) The information of the Approved Safety Standards is furnished as of Jun. 2010.

Approved Safety Standards File No. UL/C-UL:E60271, CSA:1709435(LR67163), VDE:481106-1171-0004, BEAB:C1140, CCC:2011010205464844

Ratings

● MP series

| Part No. | Rated Functioning Temp. : Tf *1 (°C) | Functioning Temp. *2 (°C) | Electrical Rating | | | Maximum Operating Temp. *3 (°C) | Holding Temp. : Th *4 (°C) | Maximum Temp. Limit : Tm *5 (°C) | Approved Safety Standards |
|--------------|--------------------------------------|----------------------------------|-------------------|-----------|----------|---------------------------------|----------------------------|----------------------------------|---------------------------|
| | | | AC/DC | Volt. (V) | Amp. (A) | | | | UL |
| EYP2MP092AFT | 92 | 88 ⁺³ ₋₄ | DC | 32 | 2 | 55 | 60 | 135 | ○ |
| EYP2MP098AFT | 98 | 94 ⁺³ _{-2.5} | DC | 32 | 2 | 60 | 65 | 135 | ○ |

Note: (1) The information of the Approved Safety Standards is furnished as of Jun. 2010.
Approved Safety Standards File No. UL:E60271

● MU series

| Part No. | Rated Functioning Temp. : Tf *1 (°C) | Functioning Temp. *2 (°C) | Electrical Rating | | | Maximum Operating Temp. *3 (°C) | Holding Temp. : Th *4 (°C) | Maximum Temp. Limit : Tm *5 (°C) | Approved Safety Standards |
|--------------|--------------------------------------|--------------------------------|-------------------|-----------|----------|---------------------------------|----------------------------|----------------------------------|---------------------------|
| | | | AC/DC | Volt. (V) | Amp. (A) | | | | UL |
| EYP4MU092GFD | 92 | 89 ⁺³ ₋₄ | DC | 32 | 4 | 55 | 55 | 135 | ○ |

Note: (1) The information of the Approved Safety Standards is furnished as of Jun. 2010.
Approved Safety Standards File No. UL:E60271

*1 Rated Functioning Temperature (Tf)

The temperature at which a TCO changes its state of conductivity to open circuit with loading detection current only.

Tolerance; ± 7 °C
UL, CSA, VDE, BEAB, CCC; ± 10 °C

*2 Functioning Temperature (Fusing-off temperature)

The functioning temperature at which a TCO changes its state of conductivity to open circuit in the ambient air oven which increases temperature by 1 °C per minute and with loading the detective current 0.1 A or less.

*3 Maximum Operating Temperature

The maximum temperature at which a TCO can be maintained while conducting rated current for 1000 h.

For details please refer to specification.

*4 Holding Temperature (Th)

The maximum temperature at which a TCO can be maintained while conducting rated current for 168 h which will not cause a change in state of conductivity to open circuit.

*5 Maximum Temperature Limit (Tm)

The maximum temperature at which a TCO can maintains its mechanical and electrical properties without closing again for 10 minutes after a TCO has changed its state of conductivity.