


Part Number: CW1600-3
Tilt Switch / Motion Sensor
Product Data Sheet

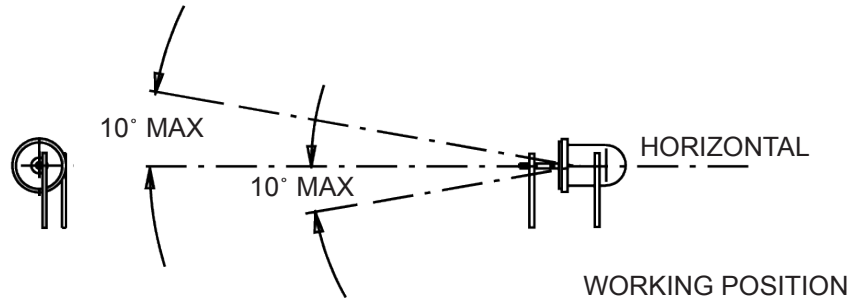


PICTURE



✓ RoHS Compliant

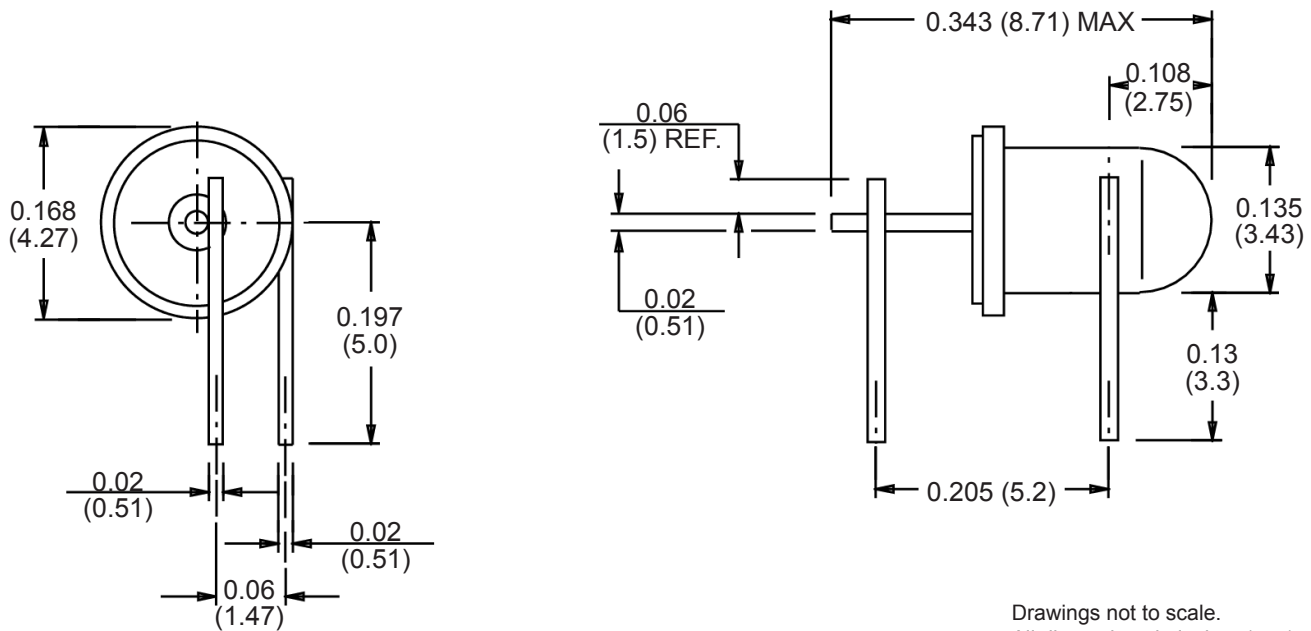
OPERATION



FEATURES

- Resistant to Ambient Environmental Conditions
- Case Material : Tin Plated
- Mechanical Stress Resistant
- Hermetically Sealed & Inert Gas Filled

DIMENSIONS



SPECIFICATION

Contact Capacity	60 VOLTS MAX, 0.1 AMP MAX, 3 VA. MAX
Contact Resistance	100 Ohms MAX
Temperature Range	-40° +125°C

As part of the company policy of continued product improvement, specifications may change without notice. Our sales office will be pleased to help you with the latest information on this product range and the details of our full design and manufacturing service. All products are supplied to our standard conditions of sale unless otherwise agreed in writing.

Phone: (1) 973 777 6900

www.comus-intl.com

Fax: (1) 973 777 8405