





Accessories



Reflectors

| Shape | Type | Material | Features | Size in mm | Applicable Sensor | Order code |
|---|----------------------------|---------------------------------|---|--|--|------------|
|  | General purpose reflectors | - ABS base - Acrylic surface | Surface screw mounting (diagonal holes) | 59.9x40.3x7.5 | - Retroreflective photo electric sensors – non polarizing - Retroreflective photo electric sensors – polarizing (MSR) | E39-R1S |
|  | | | Snap mounting | dia 30 mm (reflector) dia 6.5 mm (snap mount) | | E39-R49 |

Mounting brackets

| Shape | Type | Material | Features | Applicable Sensor | Order code |
|--|--------------------------|-----------------|--|-----------------------------|------------|
|  | General purpose mounting | stainless steel | Horizontal angle adjustment | E3FZ (dia 20mm snap holder) | E39-EL8 |
|  | Telescope mounting | | 3D rotation (fits to 12 mm mounting rod) | | E39-EL9 |

Sensor I/O connectors

| | | | | | |
|----------|---|-----|--------|-------------------|-------------------|
| Straight |  | 2 m | 4-wire | PVC | XS2F-D421-D80-A |
| | | | | PUR | Y92E-M12PUR4S2M-L |
| | | 5 m | | PVC | XS2F-D421-G80-A |
| | | PUR | | Y92E-M12PUR4S5M-L | |
| L-shaped |  | 2 m | | PVC | XS2F-D422-D80-A |
| | | | | PUR | Y92E-M12PUR4A2M-L |
| | | 5 m | | PVC | XS2F-D422-G80-A |
| | | PUR | | Y92E-M12PUR4A5M-L | |

Note: For the complete list of sensor I/O connectors refer to E26E Accessories datasheet.

Model Number Legend

E3F□-□□□□-□-□□
 1 2 3 4 5 6 7 8 9

e.g., E3FZ-T81H; short housing/ through-beam/PNP output/2 m cable/without an adjustor/L-on/D-on by wire/
 E3FZ-T86H-D; short housing/through-beam/PNP output/M12 connector/without an adjustor/L-on/D-on by wire/receiver
 E3FR-LS86; radial housing/background-suppression/PNP output/M12 connector/sensing distance of 100 mm/without an adjustor/
 L-on/D-on by wire/

1. Cylindrical family name: E3F
2. Series name
 - 2: standard housing (seperate naming rule)
 - Z: short housing
 - R: radial housing
3. Sensing method
 - T: through-beam
 - R: retroreflective
 - D: diffuse reflective
 - LS: background suppression
4. Output
 - 6: NPN output
 - 8: PNP output
5. Connection
 - Through-beam, retroreflective types
 - 1: 2 m cable
 - 6: M12 connector
 - Diffuse reflective types
 - 2: 2 m cable
 - 7: M12 connector
 - Background suppression types
 - 1: 2 m cable/sensing distance of 100 mm
 - 4: 2 m cable/sensing distance of 200 mm
 - 6: M12 connector/sensing distance of 100 mm
 - 9: M12 connector/sensing distance of 200 mm
6. Adjuster
 - Blank: with volume adjuster/L-on/D-on by wire
 - H: without volume adjuster/L-on/D-on by wire
7. Emitter/ Receiver
 - L: emitter
 - D: receiver
8. Kind of connection
 - Blank: standard 2 m cable or M12 connector
 - M1J: pre-wired with 30 cm cable and M12 plug connector (4 pin)
 - M3J: pre-wired with 30 cm cable and M8 plug connector (4 pin)
 - M5J: pre-wired with 30 cm cable and M8 plug connector (3 pin)
 - M1TJ: pre-wired with 30cm cable and Twist&Click M12 plug connector (4 pin)
9. Cable length
 - Blank: M12 connector
 - Number: cable length