

HEB breakaway and non-breakaway in-line fuse holders for UL 13/32" x 1-1/2" supplemental fuses



Catalog Symbol: HEB*

Description:

The Bussmann® series of HEB submersible, single-pole in-line fuse holders for UL 13/32" x 1-1/2" supplemental fuses. Available in non-breakaway and breakaway versions with an array of terminal options to meet application needs. Breakaway versions come with insulating boots to provide submersibility per UL IP67.

Non-breakaway versions require ordering optional insulating boots for submersibility.

Recommended fuses:

BAF, FNM, FNQ, KLM and KTK

Ratings:

Volts: 600V

Amps: up to 30A limited by conductor size

Withstand: 200kA RMS Sym.

Agency information:

UL® Recognized, Guide IZLT2, File E14853

CSA® Certified, Class 622501, File 47235

CE, RoHS compliant†

Coupling nut torque:

10-20 Lb-In (1.1-2.2 N•m)

Operating and storage temperature:

-40°F (-40°C) to 221°F (105°C)

Insulating boots:

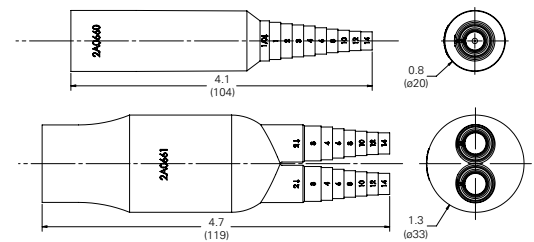
Two insulating boots come standard with the breakaway holder configurations. Insulating boots are not included as standard with non-breakaway holders. Two insulating boots must be ordered separately, if required, for each non-breakaway holder ordered. When insulating boots are utilized, extra heat retention requires

that fuses are sized at a minimum of 200% of the RMS load current.

Use these part numbers to order insulating boots for a non-breakaway HEB holder:

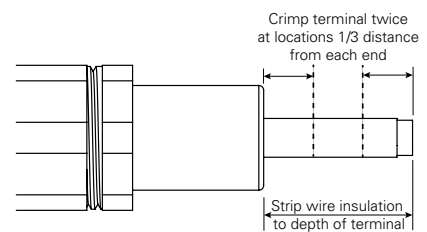
Description	Part number
Single conductor	2A0660
Dual conductor	2A0661

Boot reference:



Installation instructions:

Strip wire insulation equal to the depth of the crimp or screw terminal. Torque screw terminal to 35 Lb-In (3.9 N•m) or crimp terminal twice, spacing crimps a distance of one-third from each end (as shown below) using an appropriate crimp tool and die. See page 6 for recommended crimping tools.



Related products:

Catalog number	Description	Data sheet No.
HEX	Two-pole supplemental in-line fuse holder	2126
HEZ	One-pole Class CC in-line fuse holder	2130
HEY	Two-pole Class CC in-line fuse holder	2126
HET	One-pole in-line, permanently installed neutral	2125
NNB	13/32" x 1-1/2" neutral dummy link (not a fuse)	—

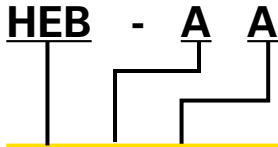
* The Bussmann series HEB in-line fuse holders are the legacy Bussmann TRON™ HEB in-line fuse holders.

† See terminal data tables for exceptions.



Powering Business Worldwide

Non-breakaway catalog number system



To order:

Specify catalog symbol HEB and the loadside terminal code. Then select a lineside terminal code that is available with the loadside terminal. Example: HEB-BB defines a non-breakaway holder with a loadside copper crimp terminal for a single #6 or two #10 wires with a lineside copper crimp terminal for a single #6 or two #10 wires.

Catalog symbol	Loadside terminal	Lineside terminal	Agency Information		Loadside terminal			Lineside terminal			Reference length A	Breakaway equivalent		
			UL	CSA	Terminal type	Wire range*	Terminal type	Wire range*						
A	A	X	X	Cu crimp			#8-16; (2) #12-16	Cu crimp			#8-16; (2) #12-16	4.4 (112)	HEB-AW-RLC-A	
	B	X	X	Cu crimp			#8-16; (2) #12-16	Cu crimp			#6; (2) #10	4.4 (112)	HEB-AW-RLC-B	
	C	X	X	Cu crimp			#8-16; (2) #12-16	Cu crimp			#4 str; (2) #8	4.7 (119)	HEB-AW-RLC-C	
	D	X	X	Cu crimp			#8-16; (2) #12-16	Cu crimp			#2 str; (2) #6	4.7 (119)	—	
	J	X	—	Cu crimp			#8-16; (2) #12-16	Cu setscrew			#3-12	4.7 (119)	HEB-AW-RLC-J	
	K	X	—	Cu crimp			#8-16; (2) #12-16	Cu dual setscrew			#2-12†	4.8 (122)	HEB-AW-RYC	
	R	—	—	Cu crimp			#8-16; (2) #12-16	Al crimp			#1-2	4.9 (124)	—	
	L	—	—	Cu crimp			#8-16; (2) #12-16	Al setscrew			#2-12	4.7 (119)	HEB-AW-RLA	
	W	—	—	Cu crimp			#8-16; (2) #12-16	Cu solid			—	4.4 (112)	—	
	Y	—	—	Cu crimp			#8-16; (2) #12-16	Al dual setscrew			#2-12†	4.8 (122)	HEB-AW-RYA	
HEB	A	X	X	Cu crimp			#6; (2) #10	Cu crimp			#8-16; (2) #12-16	4.4 (112)	HEB-BW-RLC-A	
	B	X	X	Cu crimp			#6; (2) #10	Cu crimp			#6; (2) #10	4.4 (112)	HEB-BW-RLC-B	
	B	C	X	X	Cu crimp			#6; (2) #10	Cu crimp			#4 str; (2) #8	4.7 (119)	—
		D	X	X	Cu crimp			#6; (2) #10	Cu crimp			#2 str; (2) #6	4.7 (119)	—
		W	—	—	Cu crimp			#6; (2) #10	Cu solid			—	4.4 (112)	—
	C	C	X	X	Cu crimp			#4 str; (2) #8	Cu crimp			#4 str; (2) #8	5 (127)	—
	D	D	X	X	Cu crimp			#2 str; (2) #6	Cu crimp			#2 str; (2) #6	5 (127)	—
Z	A	—	—	Cu crimp			#18-20	Cu crimp			#8-16; (2) #12-16	4.4 (112)	—	
J	J	X	—	Cu setscrew			#3-12	Cu setscrew			#3-12	5 (127)	HEB-JW-RLC-J	
	K	X	—	Cu setscrew			#3-12	Cu dual setscrew			#2-12†	5.1 (129)	HEB-JW-RYC	
	L	—	—	Cu setscrew			#3-12	Al setscrew			#2-12	5 (127)	—	
	W	—	—	Cu setscrew			#3-12	Cu solid			—	4.8 (122)	—	
	Y	—	—	Cu setscrew			#3-12	Al dual setscrew			#2-12†	5.1 (129)	—	

* Solid/stranded conductors unless otherwise noted.

† Not dual wire rated. One wire per opening.

Non-breakaway dimensions - in (mm):

