



Features

- Magnetically operated position sensor
- Matching actuator available
- Compact size requires only 3.2cm² board space
- Screw down or adhesive mounting
- Customer defined sensitivity
- Choice of cable length
- Leads can exit from LH or RH side

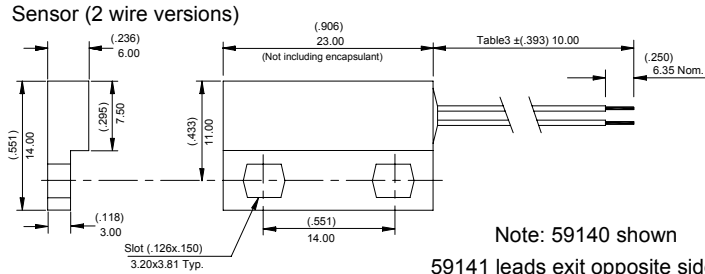
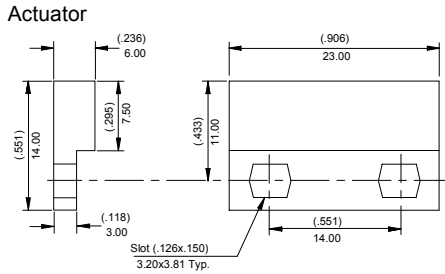
Benefits

- No standby power requirement
- Operates through non-ferrous materials such as wood, plastic or aluminium
- Hermetically sealed, magnetically operated contacts continue to operate long after optical and other technologies fail due to contamination

Applications

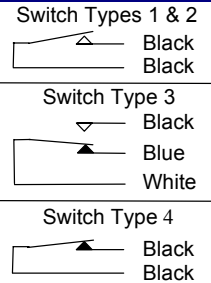
- Position and limit sensing
- Security system switch
- Linear actuators
- Door switch

DIMENSIONS (in) mm



Note: 59140 shown
59141 leads exit opposite side

SCHEMATICS



CUSTOMER OPTIONS - Switching Specifications

TABLE 1 Switch Type		Select Option	1	2	3	4
		Contact Type	Normally Open	Normally Open High V.	Change Over	Normally Closed
Contact Rating	Power	Watts - max	10	10	5	5
Voltage	Switching	Vdc - max.	200	300	175	175
	Breakdown	Vdc - min.	250	450	200	200
Current	Switching	A - max.	0.5	0.5	0.25	0.25
	Carry	A - max.	1.2	1.5	1.5	1.5
Resistance	Contact, Initial	Ohms - max.	0.2	0.2	0.2	0.2
	Insulation	Ohms - min.	10 ¹⁰	10 ¹⁰	10 ⁹	10 ⁹
Temperature	Operating	°C	-40 to +105	-20 to +105	-40 to +105	-40 to +105
	Storage	°C	-65 to +105	-65 to +105	-65 to +105	-65 to +105
Time	Operate	ms - max.	1.0	1.0	3.0	3.0
	Release	ms - max.	1.0	1.0	3.0	3.0
Capacitance	Contact	pF - typ.	0.3	0.2	0.3	0.3
Shock	11ms ½ sine	G - max.	100	100	50	50
Vibration	50-2000 Hz.	G - max.	30	30	30	30

CUSTOMER OPTIONS - Sensitivity, Cable Length and Termination Specifications

TABLE 2 Sensitivity		d	
Activate distances (d) are approximate using Hamlin 57140-000 actuator as illustrated.			
Switch AT before modification			
Select Option	S	T	U
Switch Type	Pull-In AT Range	Activate Distance (d) (in)mm	Pull-In AT Range
1	12-18	(.453)	22-28
2	11.5	17-23	(.374)
3	15-20	(.413)	25-30
4	10.5	20-25	(.354)
		9.0	(.295)
			7.5

TABLE 3 Cable Length	
(Cable 24AWG 7/32 PVC 105°C UL1430 / UL1569)	
Select Option	Length(in)mm
02	(11,81) 300
05	(39,37)1,000

TABLE 4 Termination (2 wire versions shown)		
Select Option	Description	Diagram
A or F	Tinned or untinned	

ORDERING INFORMATION

