

Relay Module - RIF-0-RSC-24DC/21AU - 2903372

Technical data

Connection data input side

Connection name	Coil side
Connection method	Screw connection
Stripping length	7 mm
Conductor cross section solid	0.5 mm ² ... 4 mm ²
Conductor cross-section solid (2 conductors with same cross section)	0.5 mm ² ... 1.5 mm ²
Conductor cross section flexible	0.5 mm ² ... 2.5 mm ²
	0.5 mm ² ... 2.5 mm ² (Ferrules without plastic sleeve)
	0.5 mm ² ... 1.5 mm ² (Ferrule with plastic sleeve)
Conductor cross section flexible (2 conductors with same cross section)	0.5 mm ² ... 1.5 mm ²
	0.5 mm ² ... 1 mm ² (TWIN ferrule with plastic sleeve)
Conductor cross section AWG	20 ... 12 (solid)
	20 ... 14 (stranded)
Torque	0.5 Nm ... 0.6 Nm

Connection data output side

Connection name	Contact side
Connection method	Screw connection
Stripping length	7 mm
Conductor cross section solid	0.5 mm ² ... 4 mm ²
Conductor cross-section solid (2 conductors with same cross section)	0.5 mm ² ... 1.5 mm ²
Conductor cross section flexible	0.5 mm ² ... 2.5 mm ²
	0.5 mm ² ... 2.5 mm ² (Ferrules without plastic sleeve)
	0.5 mm ² ... 1.5 mm ² (Ferrule with plastic sleeve)
Conductor cross section flexible (2 conductors with same cross section)	0.5 mm ² ... 1.5 mm ²
	0.5 mm ² ... 1 mm ² (TWIN ferrule with plastic sleeve)
Conductor cross section AWG	20 ... 12 (solid)
	20 ... 14 (stranded)
Torque	0.5 Nm ... 0.6 Nm

General

Test voltage relay winding/relay contact	4 kV _{rms} (50 Hz, 1 min.)
Operating mode	100% operating factor
Degree of protection	IP20 (Relay base)
	RT III (Relay)
Mechanical service life	Approx. 2x 10 ⁷ cycles
Mounting position	any
Assembly instructions	In rows with zero spacing

Standards and Regulations

Standards/regulations	DIN EN 50178
Rated insulation voltage	250 V AC
Rated surge voltage	6 kV

Relay Module - RIF-0-RSC-24DC/21AU - 2903372

Technical data

Standards and Regulations

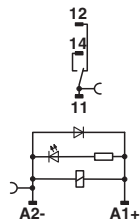
Insulation	safe isolation
Degree of pollution	2
Overvoltage category	III
Flammability rating according to UL 94	V2

Environmental Product Compliance

China RoHS	Environmentally Friendly Use Period = 50
	For details about hazardous substances go to tab "Downloads", Category "Manufacturer's declaration"

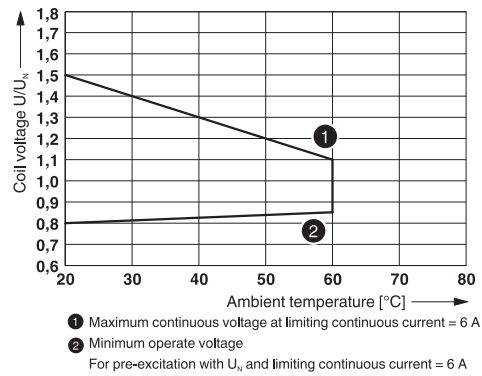
Drawings

Circuit diagram



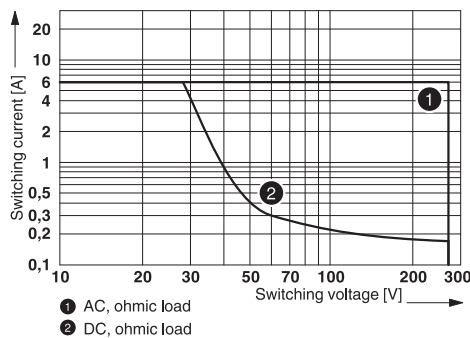
DC coils

Diagram



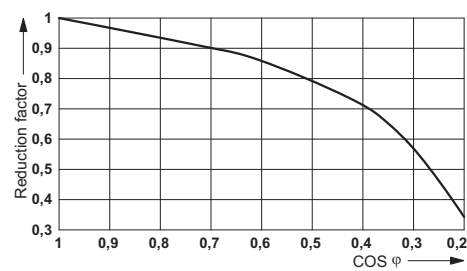
Operating voltage range

Diagram



Interrupting rating

Diagram



Service life reduction factor with various cos phi