Relay Module - RIF-0-RPT-24DC/ 1AU - 2903359

Technical data

Connection data input side

Connection name	Input side
Connection method	Push-in connection
Stripping length	8 mm
Conductor cross section solid	0.14 mm² ... 1.5 mm²
Conductor cross section flexible	0.14 mm² ... 1.5 mm²
	0.14 mm² ... 1.5 mm² (Ferrule with plastic sleeve)
Conductor cross section AWG	24 ... 16

Connection data output side

Connection name	Output side
Connection method	Push-in connection
Stripping length	8 mm
Conductor cross section solid	0.14 mm² ... 1.5 mm²
Conductor cross section flexible	0.14 mm² ... 1.5 mm²
	0.14 mm² ... 1.5 mm² (Ferrule with plastic sleeve)
Conductor cross section AWG	24 ... 16

General

Test voltage relay winding/relay contact	4 kV_{rms} (50 Hz, 1 min.)
Operating mode	100% operating factor
Degree of protection	IP20 (Relay base)
	RT III (Relay)
Mechanical service life	Approx. 2x 10^7 cycles
Mounting position	any
Assembly instructions	In rows with zero spacing

Standards and Regulations

Standards/regulations	DIN EN 50178
Rated insulation voltage	250 V AC
Rated surge voltage	6 kV
Insulation	safe isolation
Degree of pollution	2
Overvoltage category	III
Flammability rating according to UL 94	V2

Environmental Product Compliance

China RoHS	Environmentally Friendly Use Period = 50
	For details about hazardous substances go to tab “Downloads”, Category “Manufacturer's declaration”

Drawings

Relay Module - RIF-0-RPT-24DC/ 1AU - 2903359

Circuit diagram

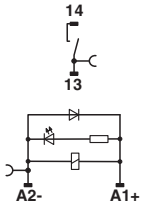

Diagram

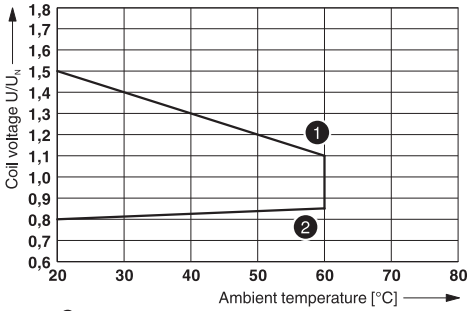

1 Maximum continuous voltage at limiting continuous current = 6 A
2 Minimum operate voltage
For pre-excitation with U_N and limiting continuous current = 6 A

DC coils

Operating voltage range

Diagram

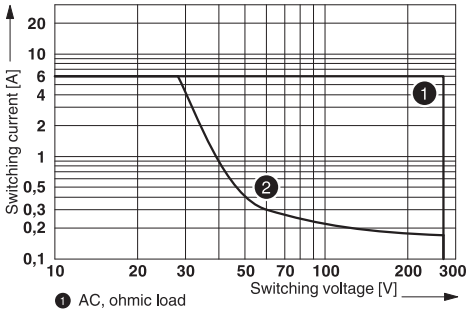

1 AC, ohmic load
2 DC, ohmic load

Diagram

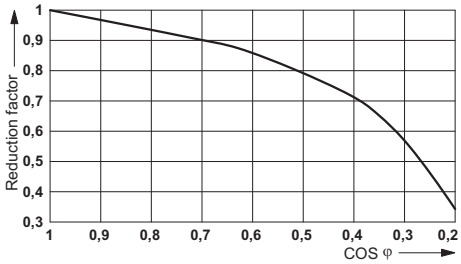

Interrupting rating

Service life reduction factor

Diagram

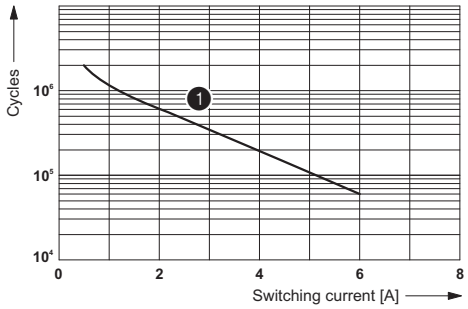

1 250 V AC, ohmic load

Electrical service life