

1 Form A 1 Form B

Part No.	Nominal voltage, V DC	Pick-up voltage, V DC (max.) (initial)	Drop-out voltage, V DC (min.) (initial)	Coil resistance, Ω ($\pm 10\%$)		Nominal operating current, mA ($\pm 10\%$)	Nominal operating power, mW	Max. allowable voltage, V DC
DE1a1b-L-3V	3	2.1	2.1	90		33.3	100	3.9
DE1a1b-L-4.5V	4.5	3.15	3.15	202		22.3	100	5.85
DE1a1b-L-5V	5	3.5	3.5	250		20	100	6.5
DE1a1b-L-6V	6	4.2	4.2	360		16.7	100	7.8
DE1a1b-L-9V	9	6.3	6.3	812		11.1	100	11.7
DE1a1b-L-12V	12	8.4	8.4	1,440		8.3	100	15.6
DE1a1b-L-24V	24	16.8	16.8	5,760		4.2	100	31.2

2 Form A

Part No.	Nominal voltage, V DC	Pick-up voltage, V DC (max.) (initial)	Drop-out voltage, V DC (min.) (initial)	Coil resistance, Ω ($\pm 10\%$)		Nominal operating current, mA ($\pm 10\%$)	Nominal operating power, mW	Max. allowable voltage, V DC
DE2a-L-3V	3	2.1	2.1	90		33.3	100	3.9
DE2a-L-4.5V	4.5	3.15	3.15	202		22.3	100	5.85
DE2a-L-5V	5	3.5	3.5	250		20	100	6.5
DE2a-L-6V	6	4.2	4.2	360		16.7	100	7.8
DE2a-L-9V	9	6.3	6.3	812		11.1	100	11.7
DE2a-L-12V	12	8.4	8.4	1,440		8.3	100	15.6
DE2a-L-24V	24	16.8	16.8	5,760		4.2	100	31.2

• 2 coil latching type

1 Form A

Part No.	Nominal voltage, V DC	Set voltage, V DC (max.) (initial)	Reset voltage, V DC (min.) (initial)	Coil resistance, Ω ($\pm 10\%$)		Nominal operating current, mA ($\pm 10\%$)		Nominal operating power, mW		Max. allowable voltage, V DC
				Set coil	Reset coil	Set coil	Reset coil	Set coil	Reset coil	
DE1a-L2-3V	3	2.1	2.1	45	45	66.6	66.6	200	200	3.9
DE1a-L2-4.5V	4.5	3.15	3.15	101	101	44.5	44.5	200	200	5.85
DE1a-L2-5V	5	3.5	3.5	125	125	40	40	200	200	6.5
DE1a-L2-6V	6	4.2	4.2	180	180	33.3	33.3	200	200	7.8
DE1a-L2-9V	9	6.3	6.3	405	405	22.2	22.2	200	200	11.7
DE1a-L2-12V	12	8.4	8.4	720	720	16.6	16.6	200	200	15.6
DE1a-L2-24V	24	16.8	16.8	2,880	2,880	8.3	8.3	200	200	31.2

1 Form A 1 Form B

Part No.	Nominal voltage, V DC	Set voltage, V DC (max.) (initial)	Reset voltage, V DC (min.) (initial)	Coil resistance, Ω ($\pm 10\%$)		Nominal operating current, mA ($\pm 10\%$)		Nominal operating power, mW		Max. allowable voltage, V DC
				Set coil	Reset coil	Set coil	Reset coil	Set coil	Reset coil	
DE1a1b-L2-3V	3	2.1	2.1	45	45	66.6	66.6	200	200	3.9
DE1a1b-L2-4.5V	4.5	3.15	3.15	101	101	44.5	44.5	200	200	5.85
DE1a1b-L2-5V	5	3.5	3.5	125	125	40	40	200	200	6.5
DE1a1b-L2-6V	6	4.2	4.2	180	180	33.3	33.3	200	200	7.8
DE1a1b-L2-9V	9	6.3	6.3	405	405	22.2	22.2	200	200	11.7
DE1a1b-L2-12V	12	8.4	8.4	720	720	16.6	16.6	200	200	15.6
DE1a1b-L2-24V	24	16.8	16.8	2,880	2,880	8.3	8.3	200	200	31.2

2 Form A

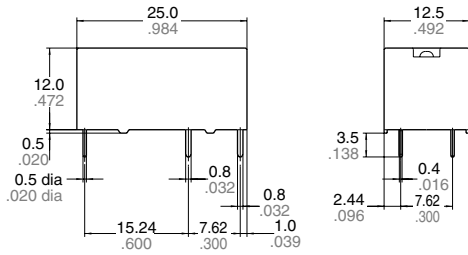
Part No.	Nominal voltage, V DC	Set voltage, V DC (max.) (initial)	Reset voltage, V DC (min.) (initial)	Coil resistance, Ω ($\pm 10\%$)		Nominal operating current, mA ($\pm 10\%$)		Nominal operating power, mW		Max. allowable voltage, V DC
				Set coil	Reset coil	Set coil	Reset coil	Set coil	Reset coil	
DE2a-L2-3V	3	2.1	2.1	45	45	66.6	66.6	200	200	3.9
DE2a-L2-4.5V	4.5	3.15	3.15	101	101	44.5	44.5	200	200	5.85
DE2a-L2-5V	5	3.5	3.5	125	125	40	40	200	200	6.5
DE2a-L2-6V	6	4.2	4.2	180	180	33.3	33.3	200	200	7.8
DE2a-L2-9V	9	6.3	6.3	405	405	22.2	22.2	200	200	11.7
DE2a-L2-12V	12	8.4	8.4	720	720	16.6	16.6	200	200	15.6
DE2a-L2-24V	24	16.8	16.8	2,880	2,880	8.3	8.3	200	200	31.2

DE (ADE) DIMENSIONS

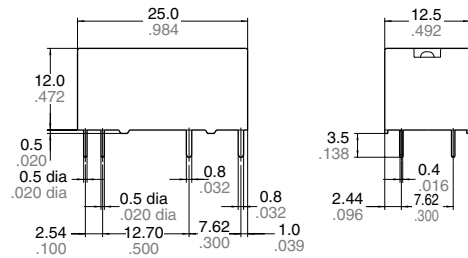
mm inch



Single side stable
1 coil latching type

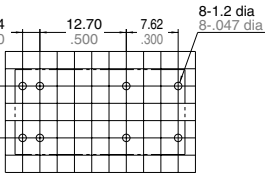
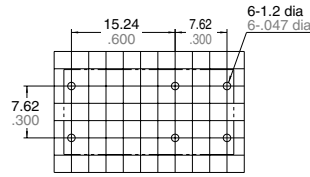


2 coil latching type



Tolerance: $\pm 0.3 \pm 0.012$

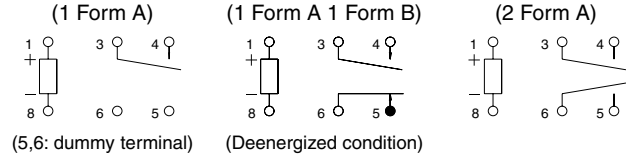
PC board pattern (Bottom view)
Single side stable
1 coil latching type



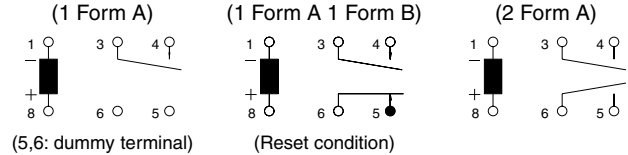
Tolerance: $\pm 0.1 \pm 0.004$

Schematic (Bottom view)

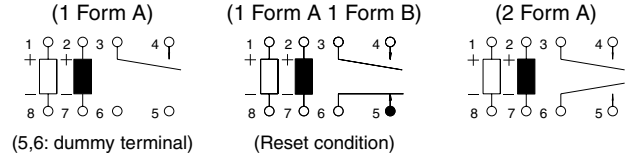
Single side stable



1coil latching type

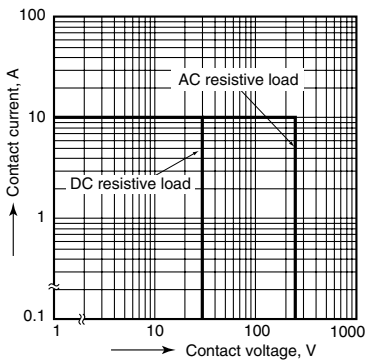


2coil latching type

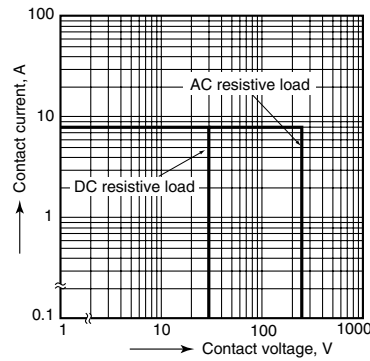


REFERENCE DATA

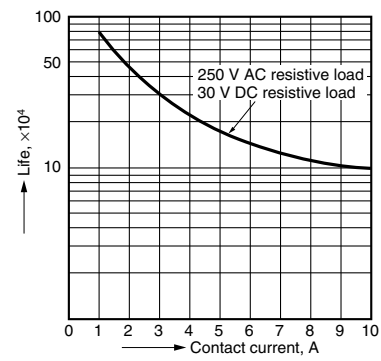
1.-(1) Maximum switching power (1 Form A)



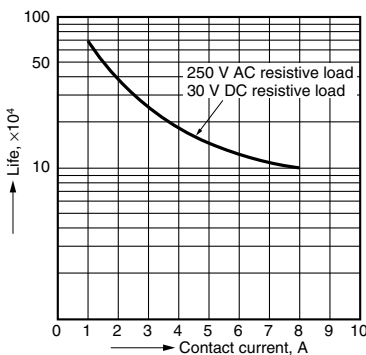
1.-(2) Maximum switching power (1 Form A 1 Form B, 2 Form A)



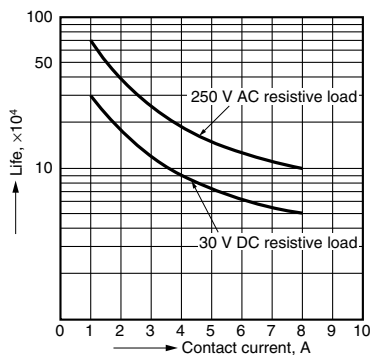
2.-(1) Life curve (1 Form A)



2.-(2) Life curve (1 Form A 1 Form B)



2.-(3) Life curve (2 Form A)



3.-(1) Coil temperature rise (1 Form A)

Tested sample: DE1a-12V
Quantity: n=6
Ambient temperature: 25°C to 70°C 77°F to 158°F

