

Relay Module - RIF-1-RPT-LDP-24DC/2X21/FG - 2908215

Technical data

Connection data output side

Conductor cross section flexible	0.14 mm ² ... 1.5 mm ²
	0.14 mm ² ... 1.5 mm ² (Ferrule with plastic sleeve)
	0.14 mm ² ... 1 mm ² (Ferrule with plastic sleeve, two conductors on double terminal block)
Conductor cross section AWG	26 ... 16 (solid)
	26 ... 16 (stranded)

General

Operating mode	100% operating factor
Degree of protection	IP20 (Relay base)
	RT II (Relay)
Mechanical service life	Approx. 10 ⁷ cycles
UL, USA/Canada	cULus listed UL 508
UL certificate	NRNT.E172140
Mounting position	any
Assembly instructions	In rows with zero spacing
B _{10d}	600000 Cycles (AC1; 250 V / 6 A; 1 NO)
	900000 Cycles (AC1; 250 V / 3 A; 1 NO)
	1800000 Cycles (AC1; 250 V / 1,5 A; 1 NO)
	180000 Cycles (AC15; 250 V / 3 A; 1 NO)
	560000 Cycles (AC15; 250 V / 2 A; 1 NO)
	4600000 Cycles (AC15; 250 V / 0,75 A; 1 NO)
	360000 Cycles (DC13; 24 V / 3 A; 1 NO)
	740000 Cycles (DC13; 24 V / 1,5 A; 1 NO)
	4200000 Cycles (DC13; 24 V / 0,75 A; 1 NO)

Standards and Regulations

Designation	Air clearances and creepage distances between the power circuits
Standards/regulations	DIN EN 50178/VDE 0160
	EN 50205
Rated insulation voltage	250 V
Rated surge voltage	6 kV
Insulation	safe isolation
Degree of pollution	2
Overvoltage category	III
Flammability rating according to UL 94	V2
Conformance	CE-compliant
UL, USA/Canada	cULus listed UL 508

Environmental Product Compliance

China RoHS	Environmentally Friendly Use Period = 50
------------	--

Relay Module - RIF-1-RPT-LDP-24DC/2X21/FG - 2908215

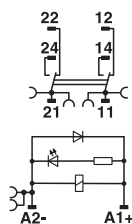
Technical data

Environmental Product Compliance

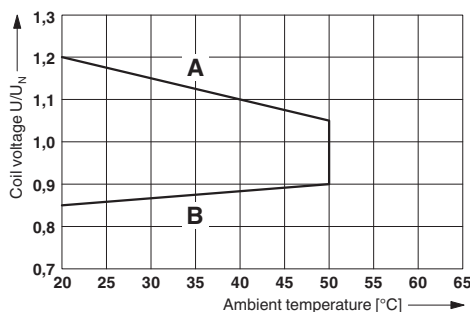
	For details about hazardous substances go to tab "Downloads", Category "Manufacturer's declaration"
--	---

Drawings

Circuit diagram

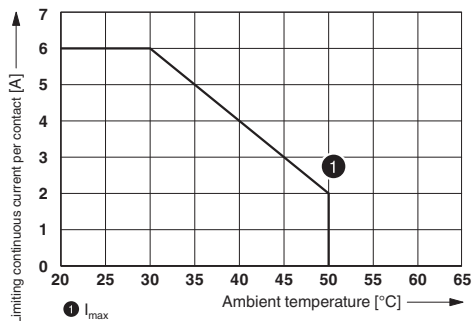


Diagram



Operating voltage range

Diagram



Contact derating

Articles in set

Safety relays - REL-SR- 24DC/2X21/FG - 2908777



Safety relay with forcibly guided contacts in acc. with DIN EN 50205, contact type 2 PDTs. The requirements for type A in accordance with EN 50205 are fulfilled when the wiring topology is 1 NO / 1 NC.