





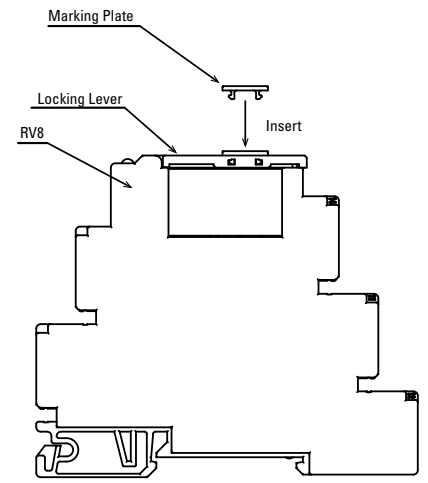
ACCESSORIES

Item	Color	Part Number
Jumper (32 combs, with 2-combs per relays, or 16 discrete relays.) Note 1, 2, 4 	Black	SV9Z-J232B
	Gray	SV9Z-J232W
	Blue	SV9Z-J232S
Spacer (circuit separator) Note 3, 4 	Light Grey	SV9Z-SA2W
	-	BC1S-SD0
Screwdriver 	-	BC1S-SD0

Marking Plates (Blank and Pre-marked)

Item	Part Number	Engraving
 Horizontal Orientation	SV9Z-PW10	blank
	SV9Z-PW10-⓪1-10	1-10
	SV9Z-PW10-⓪11-20	11-20
	SV9Z-PW10-⓪21-30	21-30
	SV9Z-PW10-⓪31-40	31-40
	SV9Z-PW10-⓪41-50	41-50
	SV9Z-PW10-⓪51-60	51-60
	SV9Z-PW10-⓪61-70	61-70
	SV9Z-PW10-⓪71-80	71-80
	SV9Z-PW10-⓪81-90	81-90
 Vertical Orientation	SV9Z-PW10-⓪91-100	91-100
	SV9Z-PW10-⓪A-J	A-J
	SV9Z-PW10-⓪K-T	K-T
	SV9Z-PW10-⓪U-Z	U-Z
	SV9Z-PW10-⓪GROUND	⓪
	SV9Z-PW10-⓪AC	⓪

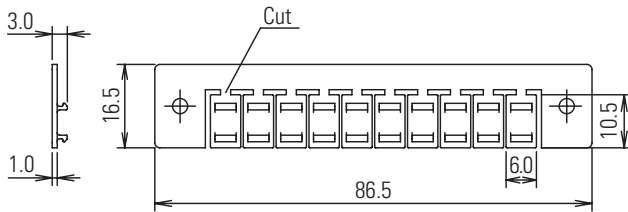
Marking Plate Placement



1. In place of ⓪ insert orientation code: V=Vertical, H=Horizontal
2. Each unit has 10 pieces (marking plates).
3. Width of spacer: 2mm
4. When using a cut jumper, please use a spacer on the cut side. For additional information see instruction sheet.

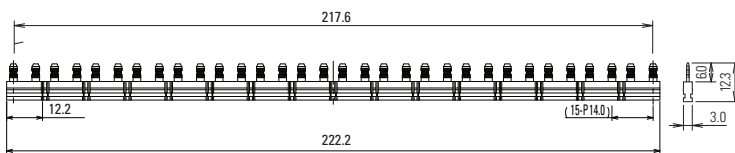
Dimensions (mm)

SV9Z-PW10* Marking Plate



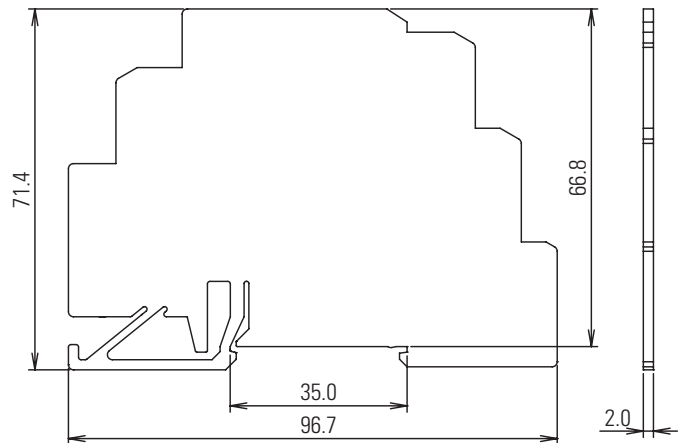
*Available blank or pre-marked.

SV9Z-J232* Jumper



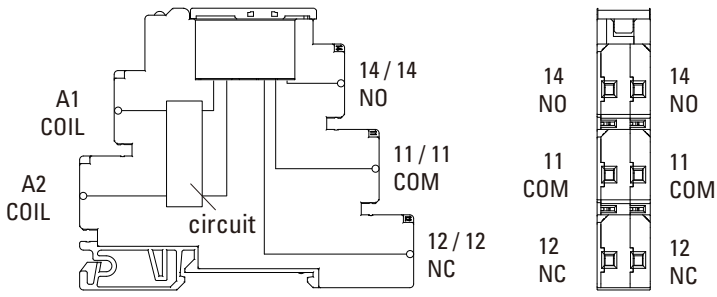
*Available in black, gray and blue.

SV9Z-SA2W Spacer

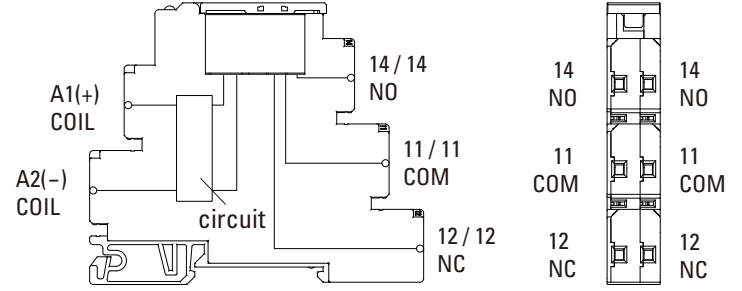


INTERNAL CONNECTIONS

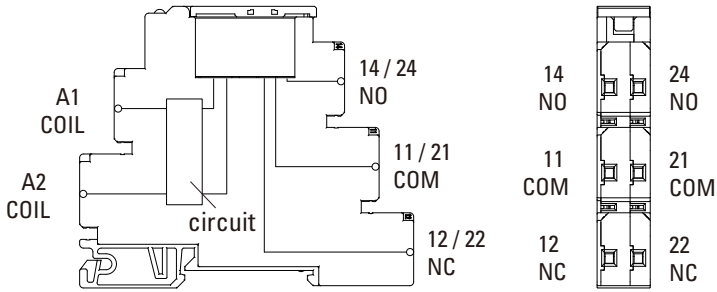
AC/DC Type (1-Pole)



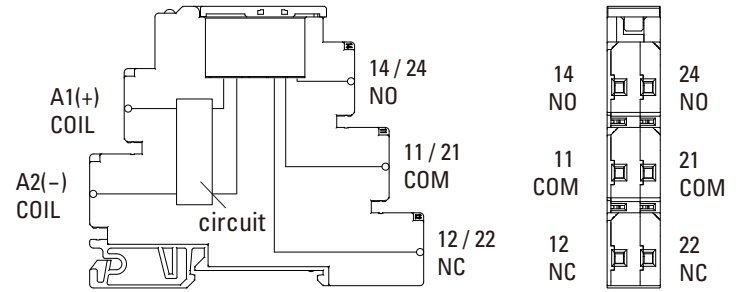
DC Type (1-Pole)



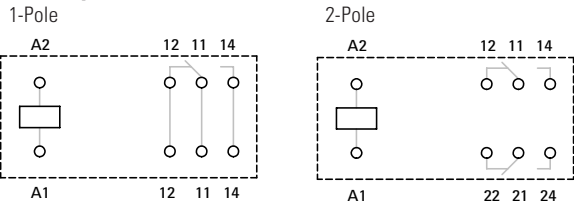
AC/DC Type (2-Pole)



DC Type (2-Pole)

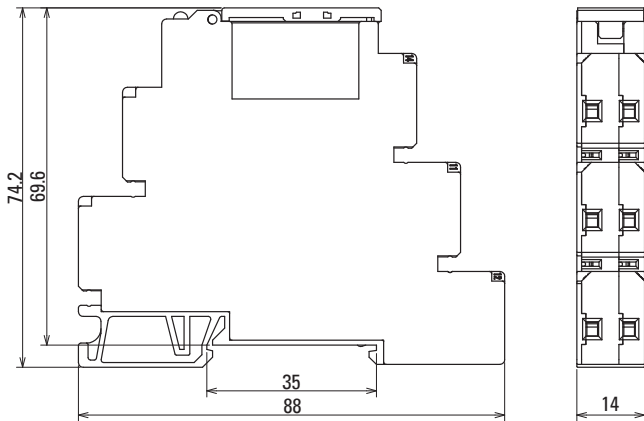


RV2H Replacement Relay

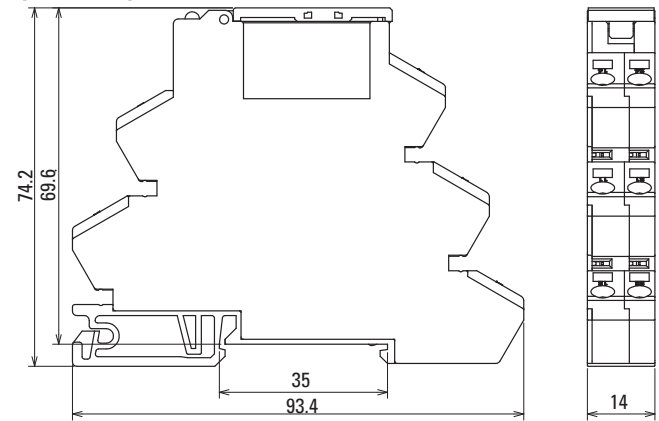


DIMENSIONS (mm)

Screw Terminals



Spring Clamp Terminals



RV2H Replacement Relay (mm)

