

EE-SX47/67

Global Standard Slot-type photomicrosensors with 50- to 100-mA direct switching capacity.

- Series includes models that enable switching between dark-ON and light-ON operation.
- Response frequency as high as 1 kHz.
- Easy operation monitoring with bright light indicator.
- Wide operating voltage range: 5 to 24 VDC
- Models in which the light indicator turns ON for dark-ON operation are also available.
- A wide range of variations in eight different shapes.
- Flexible robot cable is provided as a standard feature. *2











Be sure to read *Safety Precautions* on page 5.

*1. Pre-wired Models are available only in the EE-SX67 Series.
*2. Only for Pre-wired Models.

Ordering Information

Connector










Infrared light

Appearance	Sensing method	Connect-ing method	Sensing distance		Output configuration	Indicator mode	Model	
							NPN output	PNP output
Standard 	Through-beam type (with slot)	Connector (4 poles)		5 mm (slot width)	Dark-ON/Light-ON (selectable) *3	Incident light	EE-SX670	EE-SX670P
						No incident light	EE-SX670A	EE-SX670R
L-shaped 					Dark-ON/Light-ON (selectable) *3	Incident light	EE-SX470	EE-SX470P
						No incident light	EE-SX671	EE-SX671P
T-shaped, slot center 7 mm 					Dark-ON/Light-ON (selectable) *3	Incident light	EE-SX471	EE-SX471P
						No incident light	EE-SX672	EE-SX672P
Close-mounting 					Dark-ON/Light-ON (selectable) *3	Incident light	EE-SX673	EE-SX673P
						No incident light	EE-SX672A	EE-SX672R
Close-mounting 					Dark-ON/Light-ON (selectable) *3	Incident light	EE-SX472	EE-SX472P
						No incident light	EE-SX673A	EE-SX673R
T-shaped, slot center 10 mm 					Dark-ON/Light-ON (selectable) *3	Incident light	EE-SX473	EE-SX473P
						No incident light	EE-SX674	EE-SX674P
F-shaped 					Dark-ON/Light-ON (selectable) *3	Incident light	EE-SX674A	EE-SX674R
						No incident light	EE-SX474	EE-SX474P
R-shaped 					Dark-ON/Light-ON (selectable) *3	Incident light	EE-SX675	EE-SX675P
						No incident light	EE-SX676	EE-SX676P
					Incident light	EE-SX677	EE-SX677P	

*3. Dark-ON when the L terminal of the connector is opened, and light-ON when the L terminal and positive (+) terminal are connected. Do not connect the L terminal to 0 V when using dark-ON operation. When using light-ON, it is useful to select the connector EE-1001-1. The L terminal and positive (+) terminal of this connector are connected in advance.

Pre-wired Models

 Infrared light

Appearance	Sensing method	Sensing distance		Output configuration	Indicator mode	Connecting method	Model	
							NPN output	PNP output
Standard 	Through-beam type (with slot)		5 mm (slot width)	Dark-ON/ Light-ON (selectable) *	Incident light	Pre-wired Models (1m)	EE-SX670-WR 1M	EE-SX670P-WR 1M
L-shaped 							EE-SX671-WR 1M	EE-SX671P-WR 1M
T-shaped, slot center 7 mm 							EE-SX672-WR 1M	EE-SX672P-WR 1M
Close-mounting 							EE-SX673-WR 1M	EE-SX673P-WR 1M
Close-mounting 							EE-SX674-WR 1M	EE-SX674P-WR 1M
T-shaped, slot center 10 mm 							EE-SX675-WR 1M	EE-SX675P-WR 1M
F-shaped 							EE-SX676-WR 1M	EE-SX676P-WR 1M
R-shaped 							EE-SX677-WR 1M	EE-SX677P-WR 1M

* Dark-ON operation can be used when the L terminal is left unconnected or Light-ON operation can be used when the L terminal and positive (+) terminal are connected to each other. Do not connect the L terminal to 0 V when using dark-ON operation.

Accessories (Order Separately) Connector Models

Type	Cable length	Model	Remarks
Connector		EE-1001	
		EE-1001-1	L terminal and positive (+) terminal are already short-circuited.
Connector with Cable	1 m	EE-1009	
		EE-1006 1M	
	2 m	EE-1010 1M	
		EE-1006 2M	
Connector with Robot Cable	1 m	EE-1010-R 1M	
	2 m	EE-1010-R 2M	
Connector Hold-down Clip		EE-1006A	For EE-1006 only.

* Refer to *Accessories* for details.