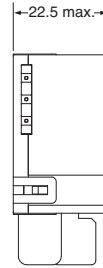
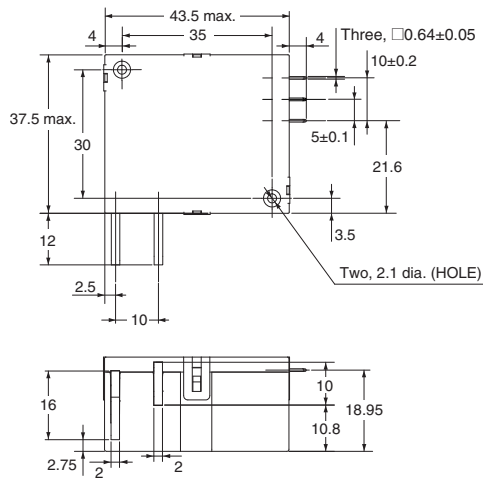
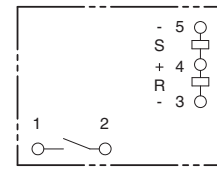


G9TB-K1ATW-E



Terminal arrangement/Internal Connections (TOP VIEW)



Check carefully the coil polarity of the Relay.

- Note 1. Relay is delivered as "set" status unless specified otherwise. However, the status may change due to the shock from transportation or mounting operations. Therefore, it is recommended the relay should be set to the expected status via a power supply before being used.
- Note 2. In order to maintain "set" or "reset" status, the energizing voltage to coil & the pulse width shouldn't lower than the rated value.
- Note 3. Do not energize both of set and reset coil simultaneously.
- Note 4. Energizing time longer than 1,000 ms should be avoided.

G9TB

Engineering Data

● Maximum Switching Capacity

G9TB-U1A□ -E

G9TB-K1A□ -E

