


Thin, Compact Head Saves Space and Mounts Closely. Built-in Interference Protection Provided.

- Input indicator on the Sensor Unit simplifies settings.
























 Be sure to read *Safety Precautions* on page 8.

Ordering Information

Sensors

Sensor Units [Refer to *Dimensions* on page 9.]

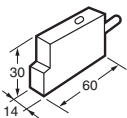
 Red light  Infrared light

| Sensing method | Application | Appearance | Sensing distance | Model | |
|--------------------------------------|--------------------|---|---|--|---------------------|
| Through-beam (Emitter + Receiver) | Small type |  |  100 mm | E3C-S10 2M *1 Emitter E3C-S10L 2M Receiver E3C-S10D 2M | |
| | |  |  500 mm | E3C-S50 2M *1 *2 Emitter E3C-S50L 2M Receiver E3C-S50D 2M | |
| | |  |  1 m | E3C-1 2M *1 Emitter E3C-1L 2M Receiver E3C-1D 2M | |
| | |  |  2 m | E3C-2 2M *1 Emitter E3C-2L 2M Receiver E3C-2D 2M | |
| | Slim type |  |  200 mm | E3C-S20W 2M | |
| | |  |  300 mm | E3C-S30W 2M | |
| | | Side-view |  | | E3C-S30T 2M |
| | Diffuse-reflective | Small type |  |  100 mm | E3C-DS10 2M |
| | | Slim type |  |  50 mm | E3C-DS5W 2M |
| | | Side-view |  |  100 mm | E3C-DS10T 2M |
| Convergent-reflective | Small type |  |  30±3 mm | E3C-LS3R 2M | |





*1. Through-beam Sensors are normally sold in sets that include both the Emitter and Receiver.

*2. You cannot order the Emitter and Receiver with separate model numbers. Always order them together using the model number for the set (E3C-S50 2M).

Amplifier Units [Refer to *Amplifier Units* on page 12.]

| Power supply | Application | Appearance | Functions | Model |
|--------------|-------------|---|-----------------|-------------|
| DC | Slim type |  | Self diagnostic | E3C-JC4P 2M |

Accessories (Order Separately)
Mounting Brackets [Refer to *E39-L/E39-S/E39-R* for Dimensions.]

| Appearance | Model | Quantity | Remarks |
|---|-------------|----------|--|
|  | E39-L41 | 2 | Provided with the E3C-1. |
|  | E39-L42 | 2 | Provided with the E3C-2. Can be used with the E3C-DS10. |
|  | E39-L127-T1 | 1 | Can be used with the E3C-S10. |
| | E39-L127-T2 | 1 | |
| | E39-L127-T3 | 1 | |
|  | E39-L31 | 1* | Can be used with the E3C-S50. |

Note: Refer to *E39-L/E39-S/E39-R* for Dimensions.

* When using through-beam models, order one bracket for the Receiver and one for the Emitter.