




**Small Cylindrical Sensors** A set of mounting nuts is included with the Sensor.

Sensing method	Appearance	Sensing distance	Operation mode	Model	
				NPN output	PNP output
Through-beam ( Emitter + Receiver )		1 m	Light-ON	---	---
			Dark-ON	E3T-CT12 2M	E3T-CT14 2M
		500 mm	Light-ON	---	---
			Dark-ON	E3T-CT22S 2M	E3T-CT24S 2M
Diffuse-reflective (with adjuster)		3 to 50 mm	Light-ON	E3T-CD11 2M	E3T-CD13 2M
			Dark-ON	---	---

**Accessories (Order Separately)**

**Accessories for M2-mounting Sensors** These accessories are not included with the Sensor. Order them separately if required.

Name	Applicable Sensor	Model	Quantity	Dimensions page	Remarks
Slit for Through-beam Side-view Sensors	0.5 dia.	E3T-ST3□□	2 (One each for Emitter and Receiver; common with Slit widths of 1 dia. and 0.5 dia.)	21	Sensing distance 200 mm, Minimum detectable object (reference value) 0.5-mm dia.
		E3T-ST1□□			Sensing distance 100 mm, Minimum detectable object (reference value) 0.5-mm dia.
		E3T-ST2□□			Sensing distance 30 mm, Minimum detectable object (reference value) 0.5-mm dia.
	1 dia.	E3T-ST3□□			Sensing distance 600 mm, Minimum detectable object (reference value) 1-mm dia.
		E3T-ST1□□			Sensing distance 300 mm, Minimum detectable object (reference value) 1-mm dia.
		E3T-ST2□□			Sensing distance 100 mm, Minimum detectable object (reference value) 1-mm dia.
Slit for Through-beam Flat Sensors	0.5 dia.	E3T-FT1□□	1	22	Sensing distance 50 mm, Minimum detectable object (reference value) 0.5-mm dia.
		E3T-FT2□□			Sensing distance 30 mm, Minimum detectable object (reference value) 0.5-mm dia.
	1 dia.	E3T-FT1□□			Sensing distance 100 mm, Minimum detectable object (reference value) 1-mm dia.
		E3T-FT2□□			Sensing distance 50 mm, Minimum detectable object (reference value) 1-mm dia.
Sensitivity Adjustment Unit for Through-beam Side-view Sensors with Red Light	E3T-ST3□	E39-E10	1	---	Sensing distance (reference value) 1,200 to 1,800 mm
	E3T-ST1□				Sensing distance (reference value) 300 to 800 mm
Mounting Brackets for Side-view Sensors *1	E3T-S□□□□	E39-L116	1	22	Nut plate provided
		E39-L117			
		E39-L118			
Mounting Brackets for Flat Sensors *1	E3T-F□□□□	E39-L119	1	23	---
		E39-L120			
Screw Set for Side-view Sensors *2*3	E3T-S□□□□	E39-L164	2 for each	---	Material: Iron (Same type as provided with the Sensor.) Contents: Set screws (M2×14), Hexagonal nuts
Screw Set for Flat Sensors *2*3	E3T-F□□□□	E39-L165	2 for each	---	Material: Iron (Same type as provided with the Sensor.) Contents: Set screws (M2×8), Hexagonal nuts
SUS Screw Set for Flat Sensors *2	E3T-F□□□□	E39-L172	2	---	Material: SUS304 Contents: Bolt with hexagonal hole (M2×6)
SUS Screw Set for Side-view Sensors *2	E3T-S□□□□	E39-L173	2 for each	---	Material: SUS304 Contents: Bolt with hexagonal hole (M2×12), Hexagonal nuts, Spring washers, Flat washers

\*1. When using Through-beam Sensors (E3T-ST□□, E3T-FT□□), order one Bracket for the Emitter and one for the Receiver.

\*2. Order two Sets, one for the Emitter and one for the Receiver, for Through-beam Sensors (E3T-ST□□ or E3T-FT□□).

This is the Screw Set for mounting the Sensor to the Mounting Bracket. Order this Set if you lose the screws. Do not use this Screw Set to mount the Mounting Bracket to the equipment.

\*3. This is included with the Sensor.

## Accessories for M3-mounting Sensors These accessories are not included with the Sensor. Order them separately if required.

Name	Applicable Sensor	Model	Quantity	Dimensions page	Remarks	
Slits for Through-beam Side-view Sensors	0.5 dia.	E3T-ST1□M□	2 (One each for Emitter and Receiver)	21	Sensing distance 100 mm, Minimum detectable object (reference value) 0.5-mm dia.	
		E3T-ST2□M□			E39-S76A	Sensing distance 30 mm, Minimum detectable object (reference value) 0.5-mm dia.
	1 dia.	E3T-ST1□M□			E39-S76B	Sensing distance 300 mm, Minimum detectable object (reference value) 1-mm dia.
		E3T-ST2□M□				Sensing distance 100 mm, Minimum detectable object (reference value) 1-mm dia.
Mounting Bracket for Side-view Sensors *1	E3T-S□□□M□	E39-L166	1	24	Nut plate provided	
Mounting Bracket for Flat Sensors	E3T-FD□□M	E39-L167			---	
Back-mounting Spacer for Flat Sensors		E39-L168			Use this Spacer when mounting a Flat Sensor (E3T-FD□□M) from the back.	
SUS Screw Set for Flat Sensors *2	E3T-FD□□M	E39-L170	2	---	Material: SUS304 Contents: Bolt with hexagonal hole (M3×6)	
SUS Screw Set for Side-view Sensors *2*3	E3T-S□□□M□	E39-L171	2 for each		Material: SUS304 Contents: Bolt with hexagonal hole (M3×15), Hexagonal nuts, Spring washers, Flat washers	

\*1. When using Through-beam Sensors (E3T-ST□□M□), order one Bracket for the Emitter and one for the Receiver.

\*2. This is the Screw Set for mounting the Sensor to the Mounting Bracket. Order this Set if you lose the screws. Do not use this Screw Set to mount the Mounting Bracket to the equipment.

\*3. Order two Sets, one for the Emitter and one for the Receiver, for Through-beam Sensors (E3T-ST□□M□).

## Accessories for Small Cylindrical Sensors

Name	Applicable Sensor	Model	Quantity	Dimensions Page	Remarks
SUS Nut Set for Through-beam Sensors *1	E3T-CT□□ E3T-CT□□S	E39-M5	4 (Hexagonal nuts), 2 (Toothed washers)	---	Material: SUS303 (Same type as provided with the Sensor.)
SUS Nut Set for Diffuse-reflective Sensors	E3T-CD□□	E39-M6	2 (Hexagonal nuts), 1 (Toothed washers)		
Adjustment Driver for Diffuse-reflective Sensors		E39-G17	1		This Driver is used to turn the sensitivity adjuster. Provided with E3T-CD□□

\*1. This Nut Set is for the Emitter/Receiver. This is the Nut Set for mounting the Sensor. Order this Set if you lose the screws.

## Accessories for All Sensors

Name	Applicable Sensor	Model	Quantity	Dimensions Page	Remarks
Small Reflectors (for Retro-reflective Sensors)	E3T-SR4□	E39-R4	1	20	Sensing distance 200 mm [30 mm] *1 Minimum detectable object 2-mm dia. Provided with the E3T-SR4□
	E3T-SR4□-S	E39-R37-CA *2			Sensing distance 100 mm [10 mm] *1 Minimum detectable object 2-mm dia. Provided with the E3T-SR4□-S
Tape Reflectors (for Retro-reflective Sensors)	E3T-SR4□-C	E39-RS1-CA *2		21	21
		E39-RS2-CA *2			
		E39-RS3-CA *2			

\*1. Values in parentheses indicate the minimum required distance between the Sensor and Reflector.

\*2. The E3T-SR4□ cannot be used with the E39-R37 or E39-RS1/2/3 (without CA) Tape Reflectors.  
The E39-□-CA Reflector is for use only with the E3T-SR4□. It cannot be used with other Sensors.