

Simple Fiber Amplifier Unit E3X-SD/-NA

Simple and Affordable Fiber Amplifier Units



- Reasonable price.
- Use the one-key one-function feature for quick, easy operation.
- GIGA RAY for the highest level of power in this class for stable detection even with sensing objects with low reflection or large sensing objects. *

*Excluding E3X-NA□□V Amplifiers.



For the most recent information on models that have been certified for safety standards, refer to your OMRON website.

Ordering Information

Fiber Amplifier Units [Refer to Dimensions on page 11.] Digital Display and Direct Key Setting

Item	Appearance	Connection method	Ratings and Specifications	Model	
				NPN output	PNP output
Standard models		Pre-wired (2 m)	---	E3X-SD21 2M	E3X-SD51 2M
		Wire-saving connector *		E3X-SD7	E3X-SD9

*An Amplifier Unit Connector (sold separately) is required.

Bar Display and Adjuster Setting

Item	Appearance	Connection method	Ratings and Specifications	Model	
				NPN output	PNP output
Standard models		Pre-wired (2 m)	---	E3X-NA11 2M	E3X-NA41 2M
		Wire-saving connector *1		E3X-NA6	E3X-NA8
High-speed detection models		Pre-wired (2 m)	Response time: 20 μs	E3X-NA11F 2M	E3X-NA41F 2M
Water-resistant models		Pre-wired (2 m)	Degree of protection: IP66	E3X-NA11V 2M	E3X-NA41V 2M
		Connector (M8) *2		E3X-NA14V	E3X-NA44V

*1. An Amplifier Unit Connector (sold separately) is required.



*2. A Sensor I/O Connector (sold separately) is required.

E3X-SD/-NA

Accessories (sold separately)

Amplifier Unit Connectors (Required for models for Wire-saving Connectors.)



Note: Protective seals provided. [Refer to *Dimensions* on page 15.]

Item	Appearance	Cable length	No. of conductors	Model
Master Connector		2 m	3	E3X-CN11
Slave Connector			1	E3X-CN12

Ordering Precautions for Amplifier Units Connectors A Connector is not provided with the Amplifier Unit. Refer to the tables at the right when placing an order.	Fiber Amplifier Units			+	Applicable Connectors (sold separately)	
	Type	NPN	PNP		Master Connector	Slave Connector
	Standard models	E3X-SD7 E3X-NA6	E3X-SD9 E3X-NA8		E3X-CN11 (3-wire)	E3X-CN12 (1-wire)
When Using 5 Amplifier Units				+	1 Master Connector + 4 Slave Connectors	
5 Fiber Amplifier Units						

Sensor I/O Connectors (Required for models with M8 Connectors.)

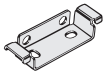
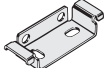
[Refer to *Dimensions* on XS3.]

Size	Cable specifications	Appearance	Cable type	Model	
M8	Standard cable	Straight connector 	2 m	Four-conductor cable	XS3F-M421-402-A
			5 m		XS3F-M421-405-A
		L-shaped connector 	2 m		XS3F-M422-402-A
			5 m		XS3F-M422-405-A

Mounting Brackets

A Mounting Bracket is not provided with the Fiber Amplifier Unit. Order a Mounting Bracket separately if required.

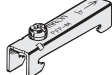
[Refer to *Dimensions* on page 15.]

Appearance	Applicable models	Model	Quantity
	E3X-SD□ E3X-NA□ E3X-NA□F	E39-L143	1
	E3X-NA□V	E39-L148	

End Plate

End Plates are not provided with the Fiber Amplifier Unit. Order End Plates separately if required.

[Refer to *Dimensions* on page 15.]

Appearance	Model	Quantity
	PFP-M	1