

## XS9E111A1L2

inductive sensor XS9 26x26x13 - PBT - Sn10mm -  
24VDC - cable 2m



### Main

Range of product	OsiSense XS
Series name	Application
Sensor type	Inductive proximity sensor
Device application	-
Sensor name	XS9
Sensor design	Flat form 26 x 26 x 13
Size	13 mm
Body type	Fixed
Detector flush mounting acceptance	Flush mountable
Material	Plastic
Enclosure material	PBT
Type of output signal	Analogue
Wiring technique	3-wire
[Sn] nominal sensing distance	10 mm
Discrete output function	1 NO
Output circuit type	DC
Analogue output range	0...10 V
Electrical connection	Cable
Cable length	2 m
[Us] rated supply voltage	24 V DC
IP degree of protection	IP68 double insulation conforming to IEC 60529

### Complementary

Detection face	Frontal
Front material	PBT
Operating zone	1...10 mm
Repeat accuracy	<= 3% of Sr
Linearity error	+/- 1 V
Cable composition	3 x 0.34 mm <sup>2</sup>
Wire insulation material	PvR
Status LED	Without
Supply voltage limits	15...36 V DC
Switching frequency	<= 1000 Hz
Current consumption	0...4 mA at no-load
Output current drift	<= 10 %
Marking	CE
Depth	13 mm
Height	26 mm
Width	26 mm

### Environment

product certifications	CSA UL Ecolab
ambient air temperature for operation	-25...70 °C
ambient air temperature for storage	-40...85 °C

The information provided in this documentation contains general descriptions and/or technical characteristics of the products contained herein. This documentation is not intended as a substitute for and is not to be used for determining suitability or reliability of these products for specific user applications. It is the duty of any such user or integrator to perform the appropriate and complete risk analysis, evaluation and testing of the products with respect to the relevant specific application or use thereof. Neither Schneider Electric Industries SAS nor any of its affiliates or subsidiaries shall be responsible or liable for misuse of the information contained herein.

vibration resistance	25 gn amplitude = +/- 2 mm (f = 10...55 Hz) conforming to IEC 60068-2-6
shock resistance	50 gn for 11 ms conforming to IEC 60068-2-27

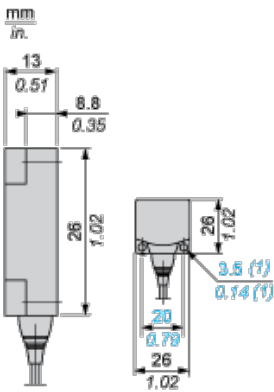
### Offer Sustainability

Sustainable offer status	Not Green Premium product
RoHS (date code: YYWW)	Compliant - since 1104 - Schneider Electric declaration of conformity

### Contractual warranty

Warranty period	18 months
-----------------	-----------

### Dimensions

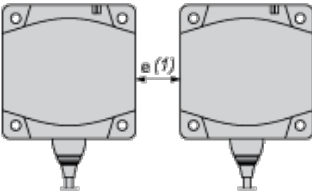


(1) For CHC type screws

### Setting-up

#### Minimum Mounting Distances (mm)

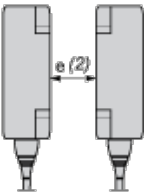
##### Side by Side



e (1) 30

≥

##### Face to Face



e (2) 72

≥

##### Facing a Metal Object

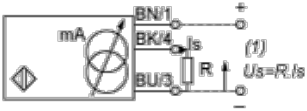


e (3) 30

≥

### Wiring Schemes

### 3-Wire Connection



BU : Blue

BN : Brown

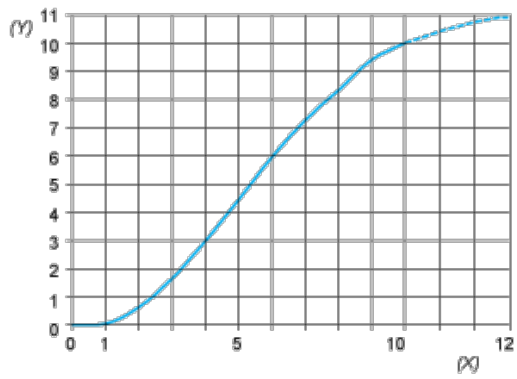
BK : Black

(1) Voltage output

Ensure a minimum of 5 V between the + (terminal 1) and the sensor output (terminal 4)

	Output current	Load impedance value	Output voltage	Load impedance value
24 V	0...10 mA	$R \leq 1400 \Omega$	0...10 V	$R = 1000 \Omega$

### Output Curves



(Y)  $U_s$  (V)

(X) Sensors - object distance (mm)