

# XU2M18MA230K

photo-electric sensor - XU2 - thru beam - Sn 15m - 24..240VAC/DC - 1/2"



## Main

Range of product	OsiSense XU
Series name	General purpose single mode
Electronic sensor type	Photo-electric sensor
Sensor name	XU2
Sensor design	Cylindrical M18
Detection system	Thru beam
Material	Metal
Line of sight type	Axial
Type of output signal	Discrete
Supply circuit type	AC/DC
Wiring technique	2-wire
Discrete output function	1 NO
Electrical connection	1 male connector 1/2"20 UNF, 3 pins
Product specific application	-
Emission	Infrared thru beam
[Sn] nominal sensing distance	15 m thru beam

## Complementary

Enclosure material	Nickel plated brass
Lens material	PMMA
Maximum sensing distance	20 m
Output type	Solid state
Add on output	Without
Status LED	1 LED (red) for instability 1 LED (yellow) for output state
[Us] rated supply voltage	24...240 V AC/DC
Supply voltage limits	20...264 V AC/DC
Residual current	< 1.5 mA (open state)
Switching capacity in mA	10...200 mA (to be used with 0.4 A quick-blow fuse in series with the load)
Switching frequency	<= 25 Hz
Voltage drop	6 V (closed state)
Delay first up	< 300 ms
Delay response	< 20 ms
Delay recovery	< 20 ms
Setting-up	Sensitivity adjustment
Diameter	18 mm
Length	95 mm
Product weight	0.155 kg
Kit composition	Transmitter + receiver XU2M18MC230KT + XU2M18MA230KR

## Environment

product certifications	CE CSA UL
ambient air temperature for operation	-25...55 °C
ambient air temperature for storage	-40...70 °C
vibration resistance	7 gn, amplitude = +/- 1.5 mm (f = 10...55 Hz) conforming to IEC 60068-2-6

The information provided in this documentation contains general descriptions and/or technical characteristics of the performance of the products contained herein. This documentation is not intended as a substitute for and is not to be used for determining suitability or reliability of these products for specific user applications. It is the duty of any such user or integrator to perform the appropriate and complete risk analysis, evaluation and testing of the products with respect to the relevant specific application or use thereof. Neither Schneider Electric Industries SAS nor any of its affiliates or subsidiaries shall be responsible or liable for misuse of the information contained herein.

shock resistance	30 gn (duration = 11 ms) conforming to IEC 60068-2-27
IP degree of protection	IP67 conforming to IEC 60529

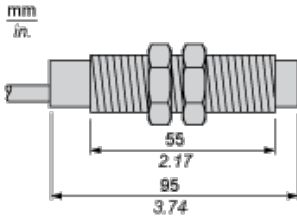
### Offer Sustainability

Sustainable offer status	Not Green Premium product
RoHS (date code: YYWW)	Compliant - since 0924 - Schneider Electric declaration of conformity
REACH	Reference not containing SVHC above the threshold

### Contractual warranty

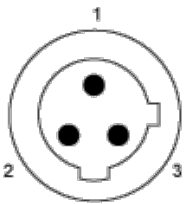
Warranty period	18 months
-----------------	-----------

### Dimensions



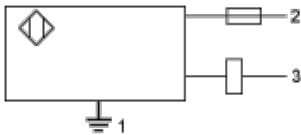
### Wiring Schemes

#### Connector

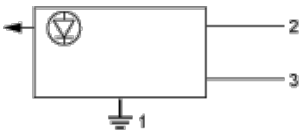


- 1 : Grounding
- 2 : AC/DC
- 3 : AC/DC

#### 2-wire AC or DC



#### Transmitter



### Detection Curves

#### Thru-beam System

