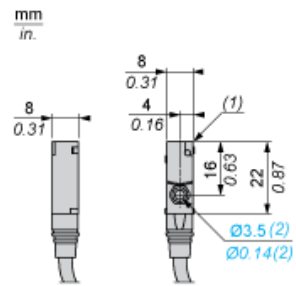


Dimensions

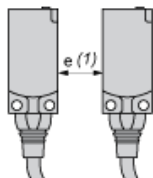


- (1) LED
- (2) For CHC type screws

Setting-up

Minimum Mounting Distances (mm)

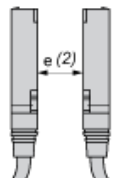
Side by Side



e (1) 7.5

≥

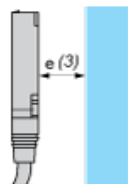
Face to Face



e (2) 20

≥

Facing a Metal Object



e (3) 7.5

≥