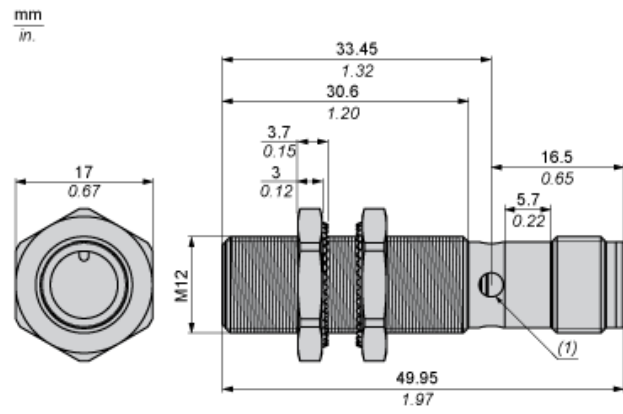


Dimensions



(1) LED

Minimum Mounting Distances

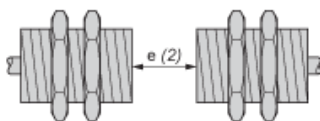
Side by side



e (1) 8 mm/0.31 in.

≥

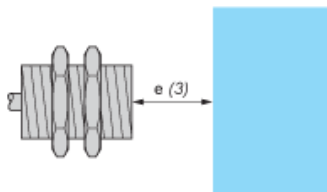
Face to face



e (2) 48 mm/1.89 in.

≥

Facing a metal object



e (3) 12 mm/0.47 in.

≥