

XUB9BPANL2

photo-electric sensor - XUB - polarised - Sn 2m -
12..24VDC - cable 2m



Main

Range of product	OsiSense XU
Series name	General purpose single mode
Electronic sensor type	Photo-electric sensor
Sensor name	XUB
Sensor design	Cylindrical M18
Detection system	Polarised reflex
Material	Metal
Line of sight type	Axial
Type of output signal	Discrete
Supply circuit type	DC
Wiring technique	3-wire
Discrete output type	PNP
Discrete output function	1 NO
Electrical connection	Cable
Cable length	2 m
Product specific application	-
Emission	Red polarised reflex
[Sn] nominal sensing distance	2 m polarised reflex need reflector XUZC50

Complementary

Enclosure material	Nickel plated brass
Lens material	PMMA
Maximum sensing distance	3 m polarised reflex
Output type	Solid state
Add on output	Without
Wire insulation material	PvR
Status LED	1 LED (yellow) for output state
[Us] rated supply voltage	12...24 V DC with reverse polarity protection
Supply voltage limits	10...36 V DC
Switching capacity in mA	<= 100 mA (overload and short-circuit protection)
Switching frequency	<= 500 Hz
Voltage drop	1.5 V (closed state)
Current consumption	35 mA (no-load)
Delay first up	< 15 ms
Delay response	< 1 ms
Delay recovery	< 1 ms
Setting-up	Without sensitivity adjustment
Diameter	18 mm
Length	62 mm
Product weight	0.05 kg

Environment

product certifications	CE CSA UL
ambient air temperature for operation	-25...55 °C
ambient air temperature for storage	-40...70 °C

The information provided in this documentation contains general descriptions and/or technical characteristics of the products contained herein. This documentation is not intended as a substitute for and is not to be used for determining suitability or reliability of these products for specific user applications. It is the duty of any such user or integrator to perform the appropriate and complete risk analysis, evaluation and testing of the products with respect to the relevant specific application or use thereof. Neither Schneider Electric Industries SAS nor any of its affiliates or subsidiaries shall be responsible or liable for misuse of the information contained herein.

vibration resistance	7 gn, amplitude = +/- 1.5 mm (f = 10...55 Hz) conforming to IEC 60068-2-6
shock resistance	30 gn (duration = 11 ms) conforming to IEC 60068-2-27
IP degree of protection	IP65 double insulation conforming to IEC 60529 IP67 double insulation conforming to IEC 60529

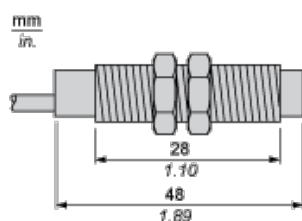
Offer Sustainability

Sustainable offer status	Not Green Premium product
RoHS (date code: YYWW)	Compliant - since 0901 - Schneider Electric declaration of conformity
REACH	Reference not containing SVHC above the threshold

Contractual warranty

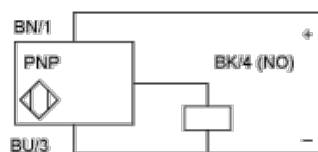
Warranty period	18 months
-----------------	-----------

Dimensions



Wiring Schemes

PNP Outputs

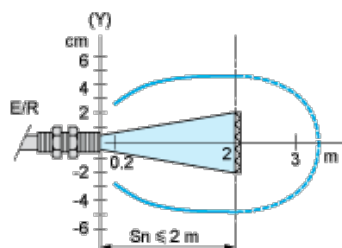


BN : Brown

BU : Blue

BK : Black

Detection Curves



(Y) Ø of beam

With reflector XUZC50