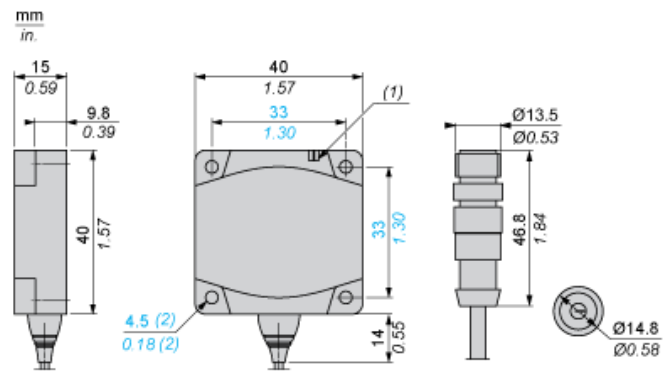


Dimensions



- (1) LED
- (2) For CHC type screws

Setting-up

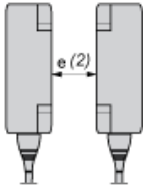
Minimum Mounting Distances (mm)

Side by Side



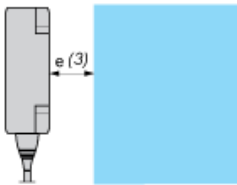
$$e (1) \geq 45$$

Face to Face



$$e (2) \geq 110$$

Facing a Metal Object



$$e (3) \geq 45$$