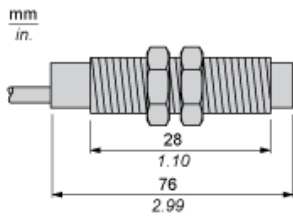


Dimensions

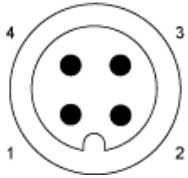


---

Wiring Schemes

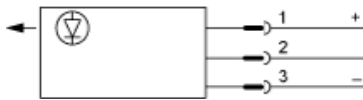
---

M12 Connector



- 1: (+)
- 2: Beam break input (1)
- 3: (-)
- 4: OUT/Output
- (1) Beam break input on thru-beam transmitter only

Transmitter



- Input 2:
- not connected: beam made
  - connected to -: beam broken