

## RSB2A080F7S

interface plug-in relay - Zelio RSB - 2 C/O - 120 V AC - 8 A - with socket



### Main

Range of product	Zelio Relay
Series name	Interface relay
Product or component type	Plug-in relay
Device short name	RSB
Contacts type and composition	2 C/O
Contact operation	Standard
[Uc] control circuit voltage	120 V AC
[Ithe] conventional enclosed thermal current	8 A at -40...40 °C
Status LED	Without
Control type	Without push-button
Sale per indivisible quantity	10

### Complementary

Shape of pin	Flat
Average resistance	10200 Ohm (AC) at 20 °C +/- 15 %
[Ue] rated operational voltage	102...144 V, 60 Hz AC 96...144 V, 50 Hz AC
[Ui] rated insulation voltage	400 V conforming to EN/IEC 60947
[Uimp] rated impulse withstand voltage	3.6 kV conforming to IEC 61000-4-5
Contacts material	Silver alloy (Ag/Ni)
[Ie] rated operational current	4 A, NC (AC-1/DC-1) conforming to IEC 8 A, NO (AC-1/DC-1) conforming to IEC
Minimum switching current	5 mA
Maximum switching voltage	300 V DC 400 V AC
Switching voltage	5 V
Maximum switching capacity	2000 VA (AC) 224 W (DC)
Load current	8 A at 250 V AC 8 A at 28 V DC
Minimum switching capacity	300 mW at 5 mA
Operating rate	<= 600 cycles/hour under load <= 72000 cycles/hour no-load
Mechanical durability	30000000 cycles
Electrical durability	100000 cycles (8 A at 250 V, AC-1) NO 100000 cycles (4 A at 250 V, AC-1) NC
Operating time	10 ms between coil de-energisation and making of the Off-delay contact 12 ms between coil energisation and making of the On-delay contact
Marking	CE
Average coil consumption	0.75 VA AC at 60 Hz
Drop-out voltage threshold	>= 0.15 U <sub>c</sub> AC
Safety reliability data	B10d = 100000
Protection category	RT I
Operating position	Any position
Device presentation	Complete product

### Environment

dielectric strength	1000 V AC between contacts 2500 V AC between poles
---------------------	-------------------------------------------------------

5000 V AC between coil and contact

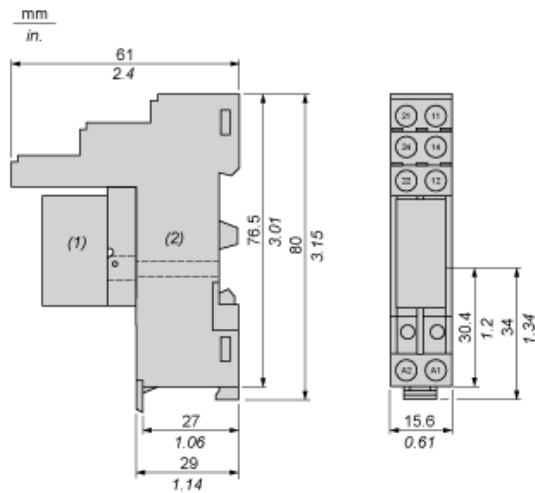
standards	EN/IEC 61810-1 UL 508 CSA C22.2 No 14
product certifications	CSA GOST UL
ambient air temperature for storage	-40...85 °C
vibration resistance	+/- 1 mm (f = 10...55 Hz) conforming to EN/IEC 60068-2-6
IP degree of protection	IP40 conforming to EN/IEC 60529
shock resistance	10 gn for 11 ms not operating conforming to EN/IEC 60068-2-27 5 gn for 11 ms in operation conforming to EN/IEC 60068-2-27
ambient air temperature for operation	-40...70 °C (AC) -40...85 °C (DC)

### Contractual warranty

Warranty period	18 months
-----------------	-----------

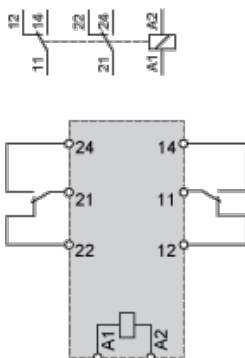
### Dimensions

#### Relay Complete with Socket



- (1) Relays
- (2) Socket

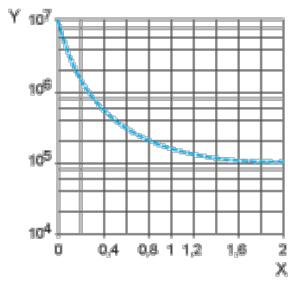
### Wiring Diagram



### Electrical Durability of Contacts

Durability (inductive load) = durability (resistive load) x reduction coefficient.

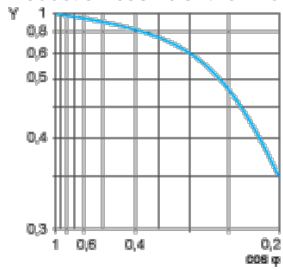
Resistive AC load



X Switching capacity (kVA)

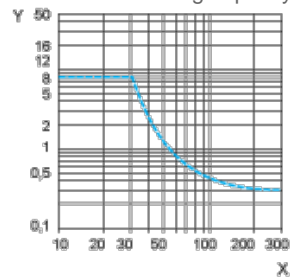
Y Durability (Number of operating cycles)

Reduction coefficient for inductive AC load (depending on power factor  $\cos \phi$ )



Y Reduction coefficient (A)

Maximum switching capacity on resistive DC load



X Voltage DC

Y Current DC

**Note :** These are typical curves, actual durability depends on load, environment, duty cycle, etc.