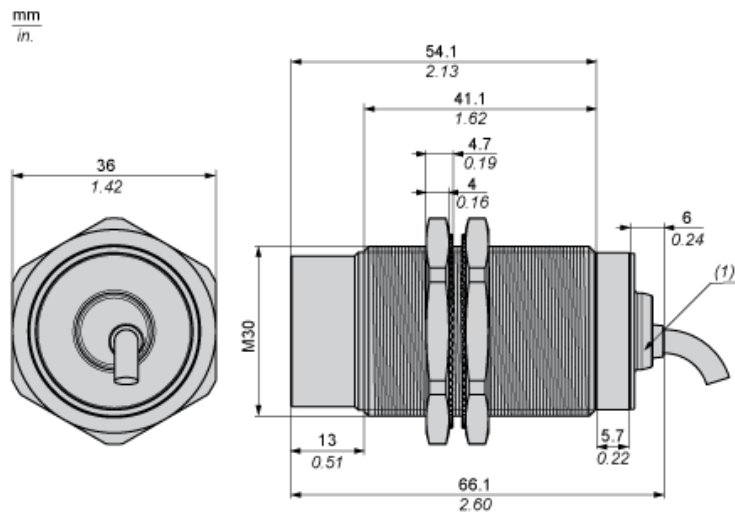


Dimensions



(1) LED

Minimum Mounting Distances in mm

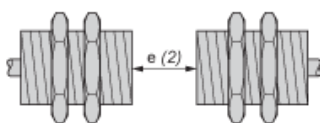
Side by side



e (1) 120 mm/4.72 in.

≥

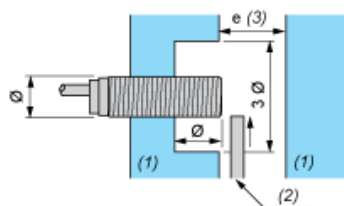
Face to face



e (2) 264 mm/10.39 in.

≥

Facing a metal object



e (3) 66 mm/2.60 in.

≥

(4) Metal

(5) Object to be detected