

**Miniature PCB Relay SDT**

- 10A contact rating
- UL TV-5 rating
- 1 form A contact arrangement
- Flux proof, wash tight version available

Typical applications  
Appliances, HVAC, cable TV, monitor, emergency lighting



**Approvals**

UL E58304, TUV R50137358, CQC03001002917  
Technical data of approved types on request

**Contact Data**

Contact arrangement	1 Form A (NO)
Rated voltage	250VAC, 24VDC
Max. switching voltage	250VAC, 24VDC
Rated current	10A
Contact material	AgSnOInO
Min. recommended contact load	100mA at 5VDC
Frequency of operation	800 ops./h
Operate/release time max.	15/8ms
Electrical endurance	10A 250VAC/24VDC resistive, -30°C to +60°C 100x10 <sup>3</sup> ops. TV-5 120VAC, 25x10 <sup>3</sup> ops.
Mechanical endurance, DC coil	10x10 <sup>6</sup> operations

**Coil Data**

Coil voltage range	3 to 48VDC
Operative range, IEC 61810	1
Coil insulation system according UL	Class E

**Coil Data (continued)**

**Coil versions, DC coil, D type**

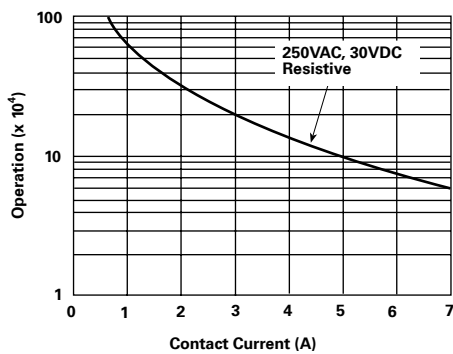
Coil code	Rated voltage VDC	Operate voltage VDC	Release voltage VDC	Coil resistance Ω±10%	Rated coil power mW
003	3	2.25	0.30	16.7	540
005	5	3.75	0.50	46.3	540
006	6	4.50	0.60	66.7	540
009	9	6.75	0.90	150	540
012	12	9.00	1.20	267	540
018	18	13.50	1.80	600	540
024	24	18.00	2.40	1067	540
048	48	36.00	4.80	4267	540

All figures are given for coil without pre-energization, at ambient temperature +23°C

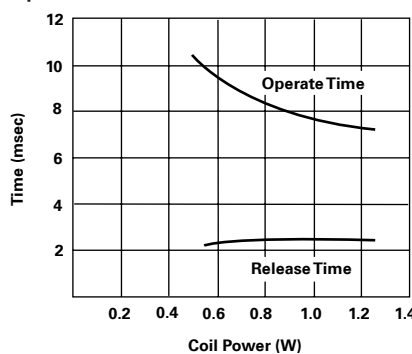
**Insulation Data**

Initial dielectric strength	
between open contacts	900V <sub>rms</sub>
between contact and coil	4000V <sub>rms</sub>
Clearance/creepage	
between contact and coil	>1.6/3.2mm

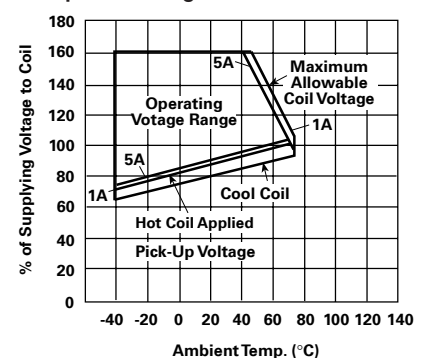
**Electrical endurance**



**Operate time**



**Coil operative range**



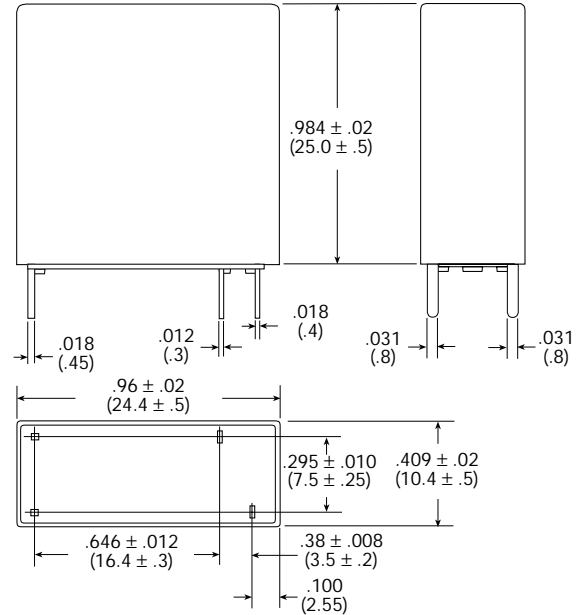
**Miniature PCB Relay SDT** (Continued)

**Other Data**

Material compliance: EU RoHS/ELV, China RoHS, REACH, Halogen content refer to the Product Compliance Support Center at [www.te.com/customersupport/rohssupportcenter](http://www.te.com/customersupport/rohssupportcenter)

Ambient temperature	-30°C to +60°C
Category of environmental protection	IEC 61810
	RTII - flux proof, RTIII - wash tight
Shock resistance (functional)	10g
Shock resistance (destructive)	100g
Weight	11g
Resistance to soldering heat THT	IEC 60068-2-20
	RTII: 270°C/10s RTIII: 260°C/5s
Packaging/unit	tube/25 pcs., carton box/1000 pcs. tray/100 pcs., carton box/1000 pcs.

**Dimensions**



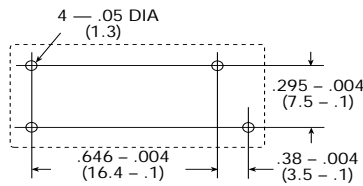
**Terminal assignment**

Bottom view on solder pins



**PCB layout**

Bottom view on solder pins



**Product code structure**

Typical product code **SDT -SS -1 12 D M ,000**

**Basic type**

**SDT** Miniature PCB Relay SDT

**Enclosure**

**SS** Flux proof, vented plastic cover  
**SH** Wash tight, sealed plastic cover

**Number of poles**

**1** 1 pole

**Coil voltage**

Coil code: please refer to coil versions table (e.g. 05=5VDC)

**Coil input**

**D** Standard

**Contact arrangement**

**M** 1 form A (NO) contact

**Suffix**

**,000** Standard

Other types on request

Product code	Enclosure	Coil voltage	Coil input	Arrangement	Suffix	Part number
SDT-SH-112DM,000	Wash tight	12VDC	Standard	1 form A (NO)	Standard	1419126-5
SDT-SH-124DM,000		24VDC				1-1419126-0
SDT-SS-105DM,000	Flux proof	5VDC				1-1419126-2
SDT-SS-109DM,000		9VDC				1-1419126-5
SDT-SS-112DM,000		12VDC				1-1419126-8
SDT-SS-124DM,000		24VDC				2-1419126-5