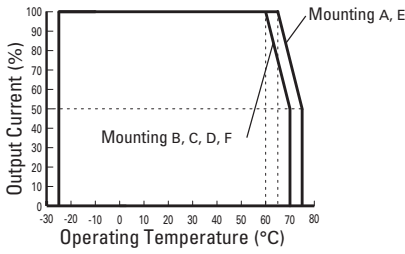


# CHARACTERISTICS

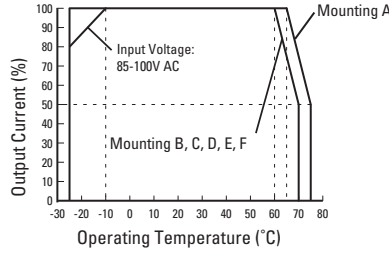
## Operating Temperature vs. Output Current (Derating Curves)

Conditions: Natural air cooling (Operating temperature is the temperature around the switching power supply.)

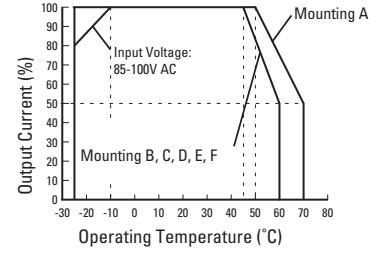
**PS5R-VA05, -VA12, -VA24**



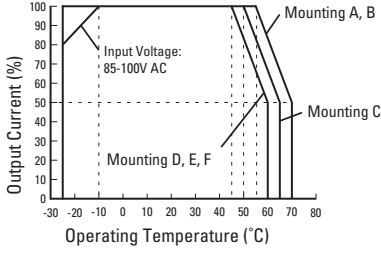
**PS5R-VB05, -VB12, -VB24**



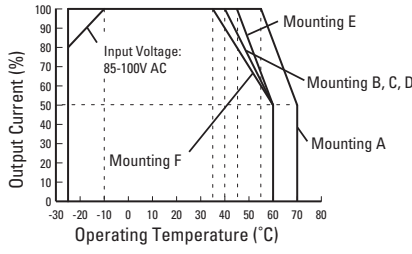
**PS5R-VC12**



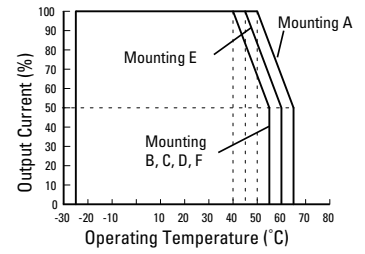
**PS5R-VC24**



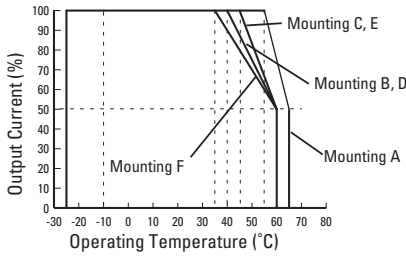
**PS5R-VD24**



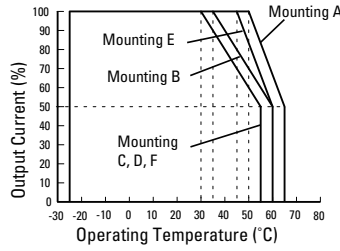
**PS5R-VE24**



**PS5R-VF24**



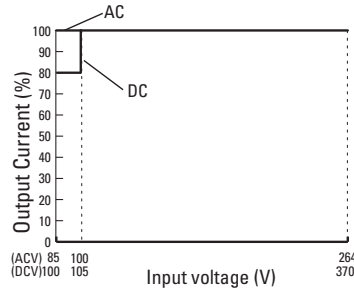
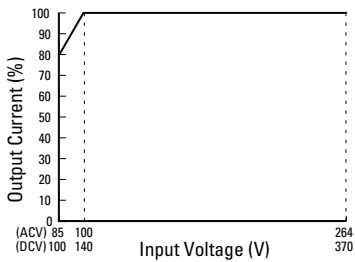
**PS5R-VG24**



## Input Voltage vs. Output Current (Derating Curves) (Ta=25°C)

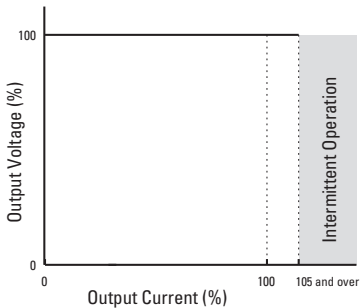
**PS5R-VA05, VA12, VA24, -VB05, -VB12, -VB24, -VC12, -VC24, -VD24, -VE24, -VF24**

**PS5R-VG24**

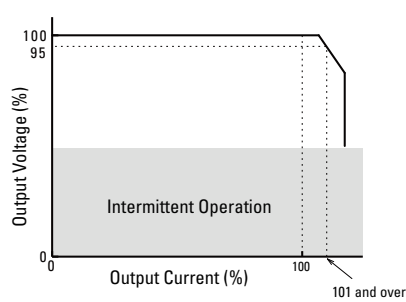


## Overcurrent Protection Characteristics

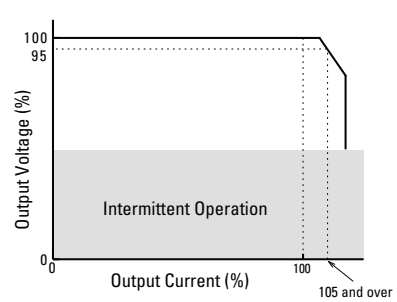
**PS5R-VA/VB/VC/VD/VF**



**PS5R-VE24**



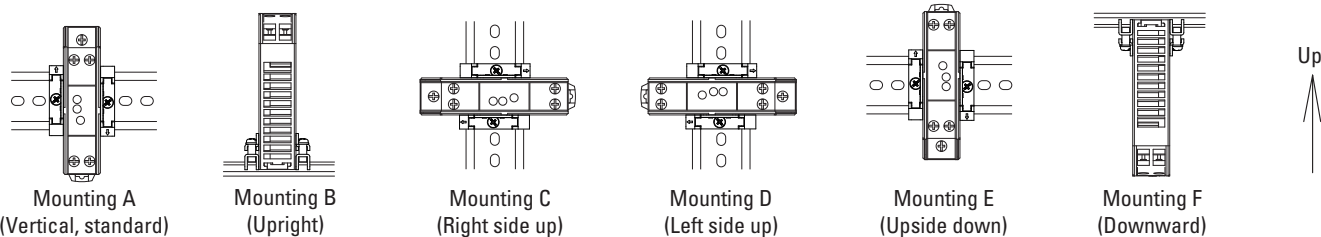
**PS5R-VG24**



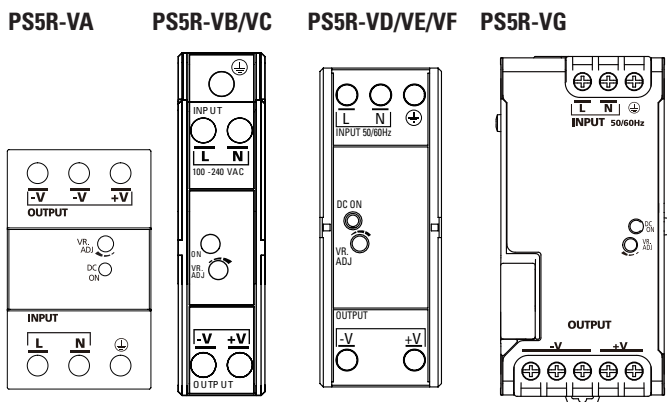
## Operating Temperature Approved by Safety Standards

Part Number	UL508, CSA C22.2 No.107.1, ANSI/ISA12.12.01, EN60950-1, EN50178					
	Mounting A	Mounting B	Mounting C	Mounting D	Mounting E	Mounting F
PS5R-A05, -VB12, -VB24	65	60	60	60	65	60
PS5R-VB05, -VB12, -VB24	65	60	60	60	60	60
PS5R-VC12	50	45	45	45	45	45
PS5R-VC24	55	55	50	45	45	45
PS5R-VD24	55	40	40	40	45	35
PS5R-VE24	50	40	40	40	45	40
PS5R-VF24	55	40	45	40	45	35
PS5R-VG24	50	35	30	30	45	30

## MOUNTING STYLE



## FRONT PANEL



Marking	Name	Description
L, N	AC Input Terminal	Voltage range: 85 to 264V AC/100 to 370V DC
⊕	Ground Terminal	Be sure to connect this terminal to a proper ground.
+V, -V	DC Output Terminals	+V: Positive output terminal -V: Negative output terminal
VR.ADJ	Output Voltage Adjustment	Allows adjustment within $\pm 10\%$ . ( $V_E = \pm 5\%$ ) Turning clockwise increases the output voltage. Turning counterclockwise decreases the output voltage.
DC ON	Operation Indicator (green)	Illuminates when the output voltage is on.

## ACCESSORIES

### Panel Mounting Bracket<sup>2</sup>

Applicable Switching Power Supply	Part Number	Remarks
PS5R-VB	PS9Z-5R1B	—
PS5R-VC	PS9Z-5R2B	For side mounting
PS5R-VD	PS9Z-5R1C	—
PS5R-VE	PS9Z-5R1E	—
PS5R-VF	PS9Z-6R1F	—
PS5R-VG	PS9Z-6R2F	For side mounting

Note 2: Used when installing on a panel directly.

### DIN Rail (35mm-wide)

Length	Part Number	Material
1000mm	BNDN1000	Aluminum

### End Clip

Part Number
BNL6
BNL8