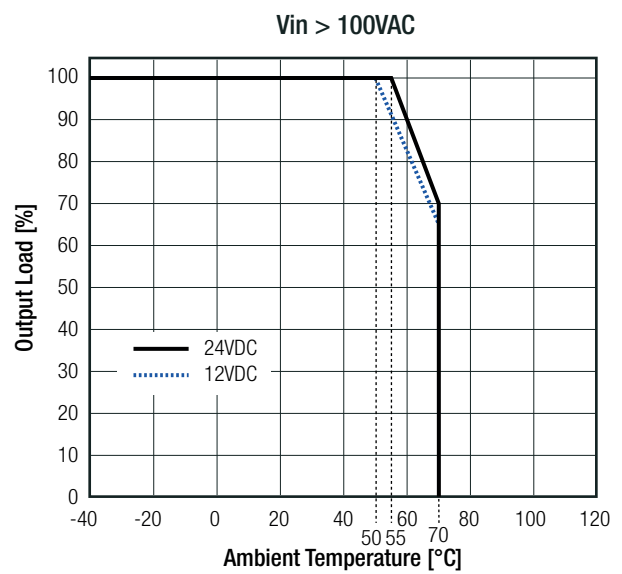
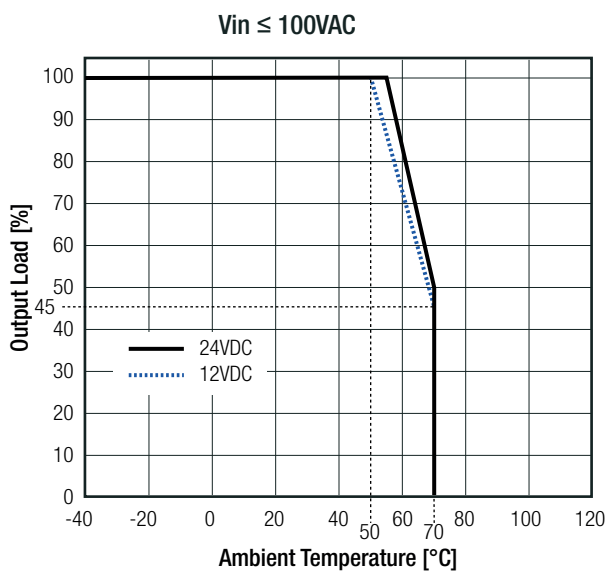


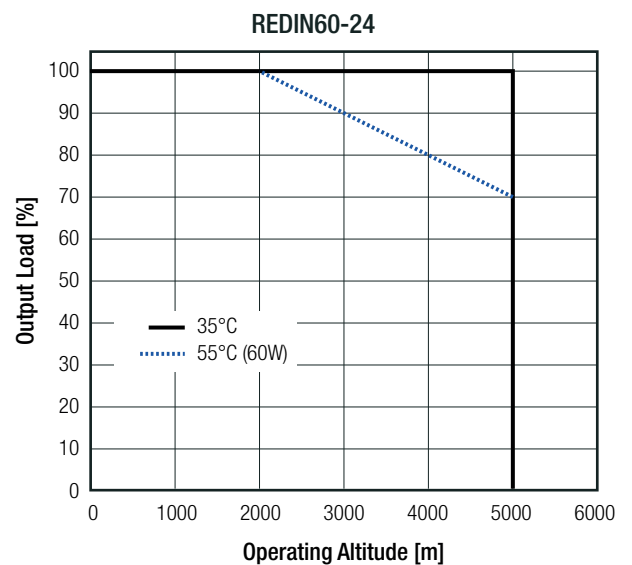
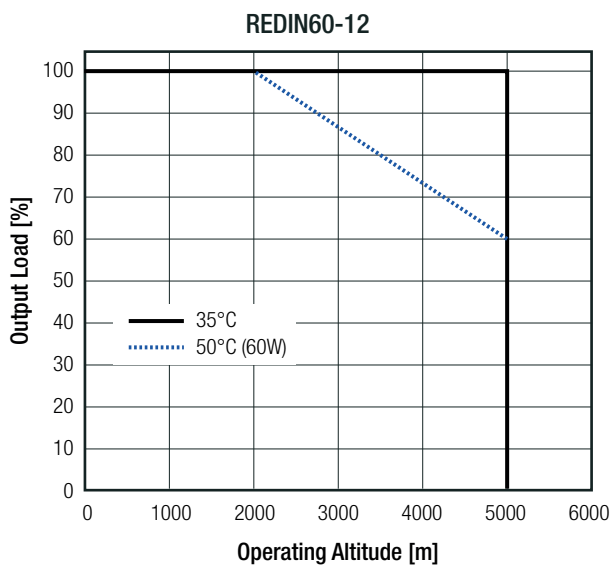
Specifications (measured at Ta= 25°C, 230VAC, full load and after warm up)

ENVIRONMENTAL		
Parameter	Condition	Value
Operating Temperature Range	with derating	-20°C to +70°C (see graph)
Operating Humidity	non-condensing	20% - 90%RH
Vibration		10-500Hz 2G, 60min.
Shock	3 times each axis	10G / 11ms, along X, Y and Z axis
Altitude	see derating graph	5000m
MTBF (+25°C)	according to MIL-HDBK-217F, 115VAC, 60Hz, 75% load	200 x 10 ³ hours
Design Lifetime (+40°C)		87.6 x 10 ³ hours

Derating Graph



Typical Characteristics



Specifications (measured at Ta= 25°C, 230VAC, full load and after warm up)

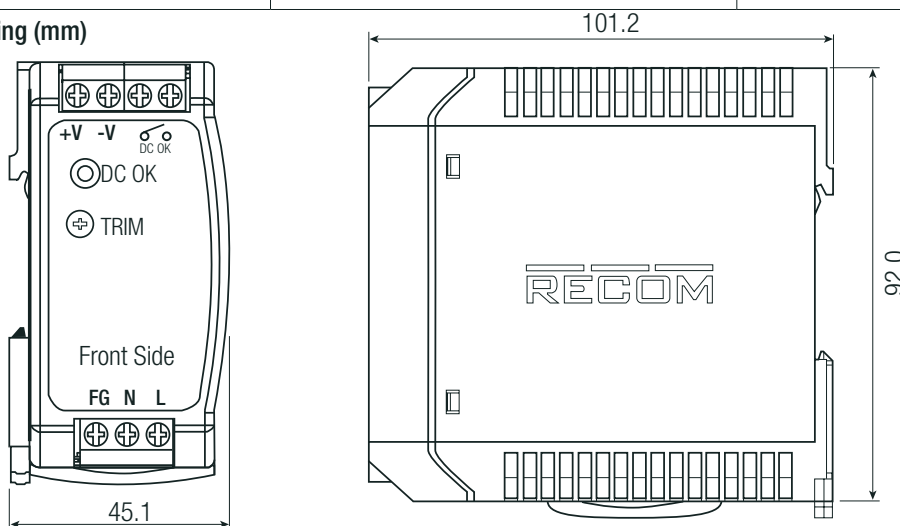
SAFETY AND CERTIFICATIONS		
Certificate Type (Safety)	Report / File Number	Standard
Information Technology Equipment - General Requirements for Safety	E224736-A23	UL60950-1 2nd Edition 2011 CAN/CSA-C22.2 No. 60950-1-07 2nd Edition 2011
Industrial Control Equipment	E470721	CAN/CSA-C22.2 No. 107.1-01, 3rd Edition 2011 UL508, 17th Edition 2013
Information Technology Equipment - General Requirements for Safety	E224736-A23	EN60950-1:2006 + A2:2013 IEC60950-1:2005 2nd Edition + A1:2009
EAC	RU-AT.37.02367	TP TC 004/2011
RoHs2		RoHs 2011/65/EU

EMC Compliance	Report / Condition	Standard / Criterion
Electromagnetic compatibility of multimedia equipment – Emission Requirements		EN55032:2015
Information technology equipment - Immunity characteristics - Limits and methods of measurement		EN55024:2010 + A1:2015
ESD Electrostatic discharge immunity test	Air +/-2, 4, 8kV, Contact +/-2, 4kV	IEC61000-4-2:2008; Criteria A
Radiated, radio-frequency, electromagnetic field immunity test	3V/m	IEC61000-4-3:2006 + A1:2007 + A2:2010; Criteria A
Fast Transient and Burst Immunity	AC Power Port: +/-1.0kV	IEC61000-4-4:2012; Criteria A
Surge Immunity	AC Power Port: L-N +/-0.5, 1, 2kV L-PE, N-PE +/-0.5, 1, 2, 4kV	IEC61000-4-5:2014; Criteria A
Immunity to conducted disturbances, induced by radio-frequency fields	AC Power Port 3V	IEC61000-4-6:2013; Criteria A
Power Magnetic Field Immunity	50Hz, 1A/m	IEC61000-4-8:2009; Criteria A
Voltage Dips and Interruptions	Voltage Dips >95% Voltage Dips 30% Voltage Interruptions > 95%	IEC61000-4-11:2004; Criteria A IEC61000-4-11:2004; Criteria A IEC61000-4-11:2004; Criteria B
Limits of Harmonic Current Emissions		EN61000-3-2:2014, Class A
Limits of Voltage Fluctuations & Flicker		EN61000-3-3:2013
Limitations on the amount of electromagnetic interference allowed from digital and electronic devices		47 CFR FCC Part 15 Subpart B 2010-01-07, Class B

DIMENSION and PHYSICAL CHARACTERISTICS

Parameter	Type	Value
Material	case	plastic, (UL94V-0)
Dimension (WxHxD)		45.1 x 92.0 x 101.2mm
Weight		332g

Dimension Drawing (mm)



continued on next page