


SDS-100D Series

100W Single Output DC/DC Power Supplies



Case No: 8024EN
198 x 95 x 38 mm

Features

- Power ON with LED indicator
- Input and output isolation
- Soft start function, low inrush current
- No min. load requirement
- Input over voltage and over voltage protection
- Input polarity reverse protection
- Over voltage, over load & short circuit protection
- Output voltage $\pm 10\%$ adjustment
- 100% full load burn-in test



Specification

INPUT	Voltage	72~144VDC (Typical 96V)				
	Current	<2A@72VDC, full load condition				
	Inrush Current	<30A@96VDC, Cold start at 25°C ambient				
	Protection	Ceramic fuse 4A@250V				
OUTPUT	MODEL No.	SDS-100D-3.3	SDS-100D-5	SDS-100D-12	SDS-100D-24	SDS-100D-48
	Voltage	3.3V	5V	12V	24V	48V
	Min Load	0A	0A	0A	0A	0A
	Max Load	25A	20A	8.5A	4.2A	2.1A
	Output Tolerance	$\pm 3\%$	$\pm 2\%$	$\pm 1\%$	$\pm 1\%$	$\pm 1\%$
	Ripple Noise MAX.	70mV	70mV	120mV	200mV	250mV
	Efficiency (TYP.)	68%	72%	75%	78%	84%
	Power	83W	100W	100W	100W	100W
	Over Voltage	3.8~4.6V	5.8~7V	13.8~16.8V	27.6~33.6V	55.2~67.2V
	PROTECTION		Hiccup and recovers automatically after the fault is removed			
Over Load & Short Circuit		When the power supply is over 105%~ 180% max load or short circuited it will go into hiccup mode and recover automatically after the fault is removed				
ELEC. CHAR.	Rise Time	<50mS @ nominal AC input at full load				
	Setup Time	<0.5 Sec@230V; 1.2 Sec@115VAC				
ENVIRONMENT	Temperature	Operating: -10 ~ +70°C ; Storage: -20~ +85°C				
	Humidity	Operating: 20% ~ 90% RH; Storage: 10% ~ 95% RH (non condensing)				
SAFETY	Withstand Voltage	I/P-O/P:2KVAC, I/P-FG:1.5KVAC, 1minute				
	Isolation Resistance	I/P-O/P, I/P-FG 100M Ω /500VDC				
EMC	EMI	Compliance to EN55022 Class B, FCC CFR 47 part 15 class B, CNS 13438 class B				
	EMS	EN55024; EN61000-4-2,3,4,6,8; ENV50204				
OTHERS	Cooling	Natural cooling				
	M.T.B.F.	262Khrs min. MIL-HDBK-217F (°C)				
	Packing	0.75Kg; 1 pc; 24 pcs/1.22 CUFT/1 CTN				

1 All measurements which are not mentioned are based on the 24/48/96VDC input, output max at ambient 25°C/70% RH

2 Output tolerance included set up voltage, line regulation and load regulation

3 Ripple and noise are measured at 21~36V/42~72V/82~144VDC input with 10~50°C condition and 20MHz of bandwidth by terminated using a 10~15" twisted pair wire with a 0.1uF and a 47uF parallel capacitor.

4 The operating temperature shall follow the de-ratign curve in the specification

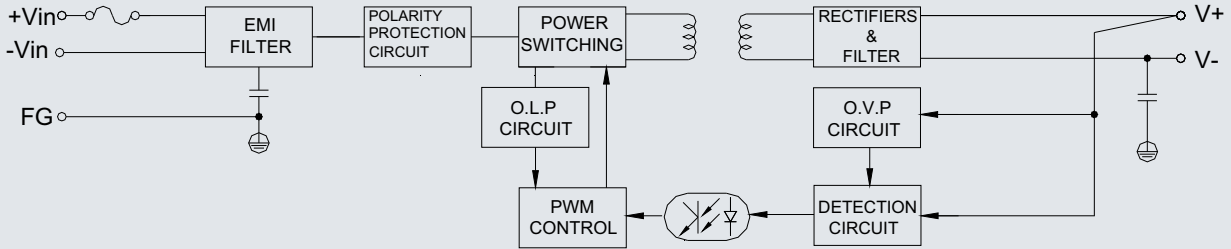
5 The power supply is considered a component which will be installed into a final equipment. The final equipment must be re-confirmed that it still meets EMC directives.

SDS-100B Series

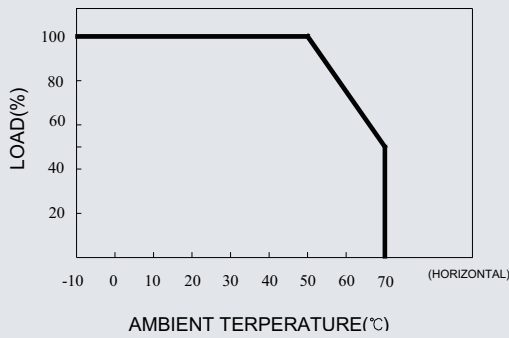
100W Single Output DC/DC Power Supplies



Block Diagram



De-Rating Curve



Dimensions

Terminal Block: 7P, pitch 9.5mm with DC cover

Model No.	Assignment
1	+Vin
2	-Vin
3	FG
4	-V
5	-V
6	+V
7	+V

