

### Output Specifications

Start up time (nominal Vin and constant resistive load)	25 ms typ. (at power On or remote On)
Transient response (25% load step change)	200 µs typ.
Output current limitation	at 110 -140 % of Iout max.
Over voltage protection	at 115 -130 % of Vout nom.
Short circuit protection	indefinite, automatic recovery
Capacitive load	3.3 & 5 VDC models: 40'000 µF max. 12 VDC models: 7'000 µF max. 15 VDC models: 4'460 µF max. 24 VDC models: 1'750 µF max. 28 VDC models: 1'280 µF max. 48 VDC models: 430 µF max.

### General Specifications

Temperature ranges	<ul style="list-style-type: none"> <li>- Operating</li> <li>- Case temperature</li> <li>- Storage</li> </ul>	-40°C to +75°C +105°C max. -55°C to +125°C
Thermal impedance	<ul style="list-style-type: none"> <li>- without Heatsink</li> <li>- with Heatsink</li> </ul>	6.7°C/W 4.7°C/W
Derating		See derating graphs page 4
Over temperature protection		at 115°C
Thermal shock		acc. MIL-STD-810F
Humidity (non condensing)		95 % rel H max.
Reliability, calculated MTBF (MIL-HDBK-217F, at +70°C, ground benign)		331'000 h
Isolation voltage (60sec.)	<ul style="list-style-type: none"> <li>- Input/Output</li> <li>- Input/Case</li> </ul>	2'250 VDC (basic insulation) 1'600 VDC
Isolation capacitance	- Input/Output	2500 pF max.
Isolation resistance	- Input/Output (500 VDC)	>1 GOhm min.
Switching frequency		300 kHz typ. (puls width modulation)
Safety approvals	<ul style="list-style-type: none"> <li>- Certification documents</li> </ul>	UL 60950-1 , IEC/EN 60950-1 <a href="http://www.tracopower.com/overview/tep100">www.tracopower.com/overview/tep100</a>
Remote On/Off	<ul style="list-style-type: none"> <li>- positive logic (standard)</li> <li>- negative logic (option -N)</li> <li>- Off idle current:</li> </ul>	<ul style="list-style-type: none"> <li>- On: 3 to 12 VDC or open circuit</li> <li>- Off: 0 to 1.2 VDC or short circuit pin 1 and 3</li> <li>- On: 0 to 1.2 VDC or short circuit pin 1 and 3</li> <li>- Off: 3 to 12 VDC or open circuit</li> <li>3 mA</li> </ul>
Environmental compliance	<ul style="list-style-type: none"> <li>- Reach</li> <li>- RoHS</li> </ul>	<a href="http://www.tracopower.com/products/reach-declaration.pdf">www.tracopower.com/products/reach-declaration.pdf</a> RoHS directive 2011/65/EU

**Application note:** [www.tracopower.com/overview/tep100](http://www.tracopower.com/overview/tep100)

All specifications valid at nominal input voltage, full load and +25°C after warm-up time unless otherwise stated.

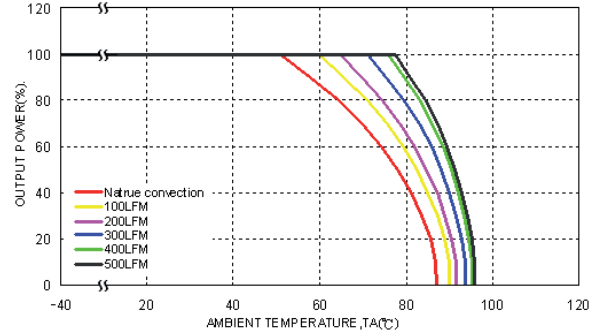
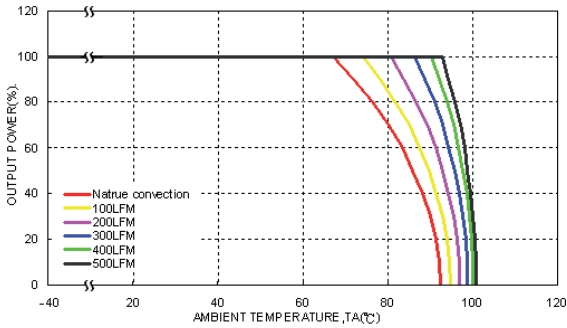
**Output Power Derating**

Models with heatsink

Models without heatsink

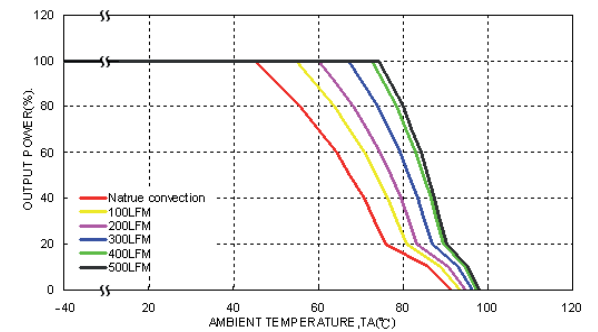
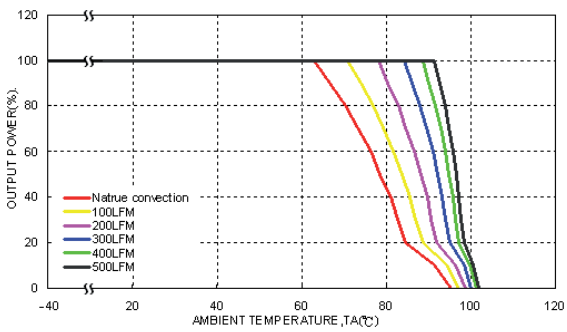
24 Vin models: Output 3.3–15 VDC

24 Vin models: Output 3.3–15 VDC



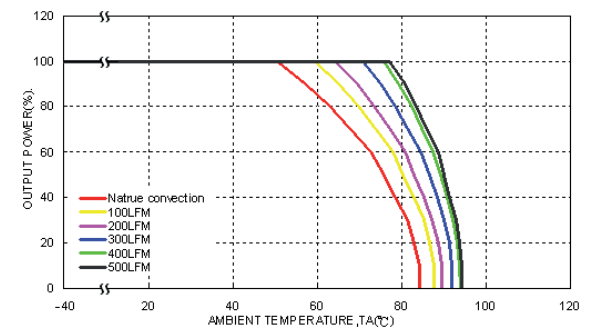
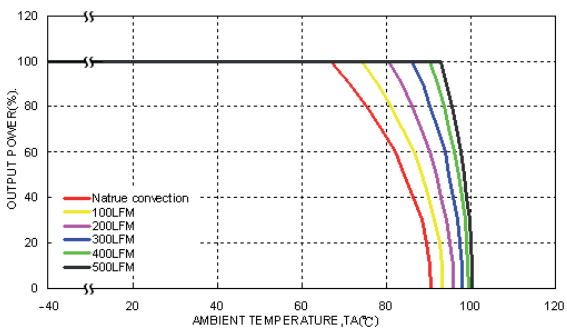
24 Vin models: Output 24–48 VDC

24 Vin models: Output 24–48 VDC



48 Vin models: Output 3.3–15 VDC

48 Vin models: Output 3.3–15 VDC



48 Vin models: Output 24–48 VDC

48 Vin models: Output 24–48 VDC

