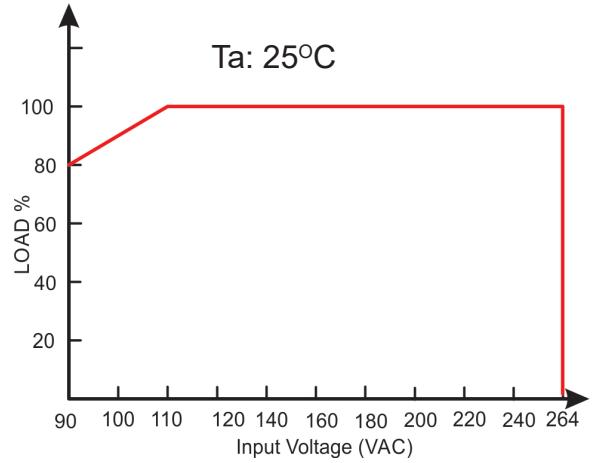
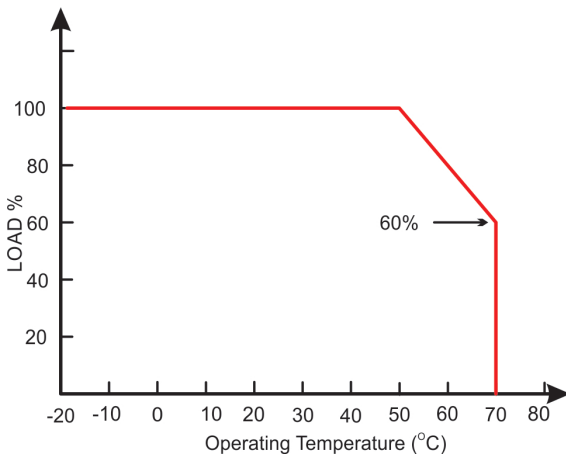
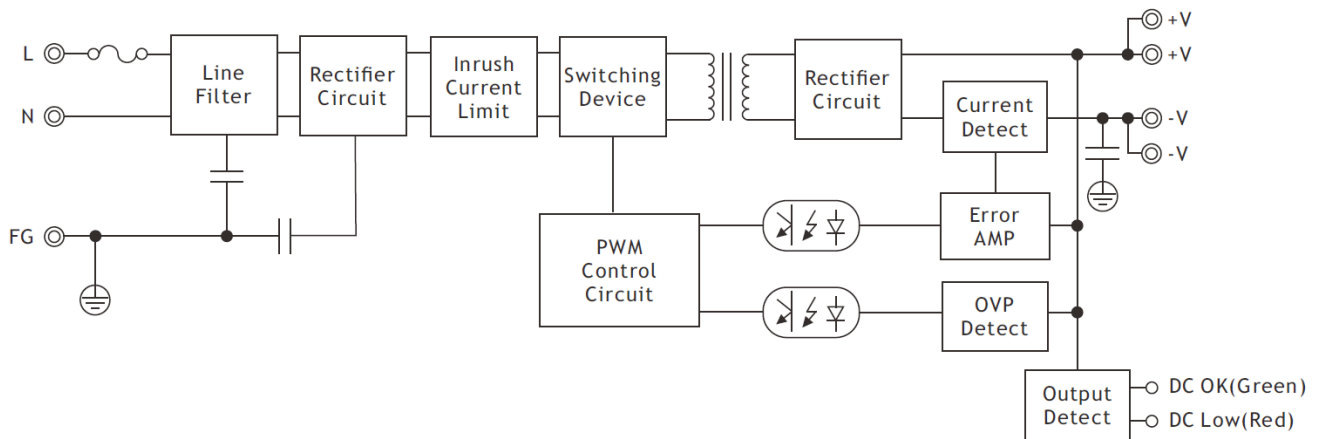


Electrical Derating Graphs



Block Diagram


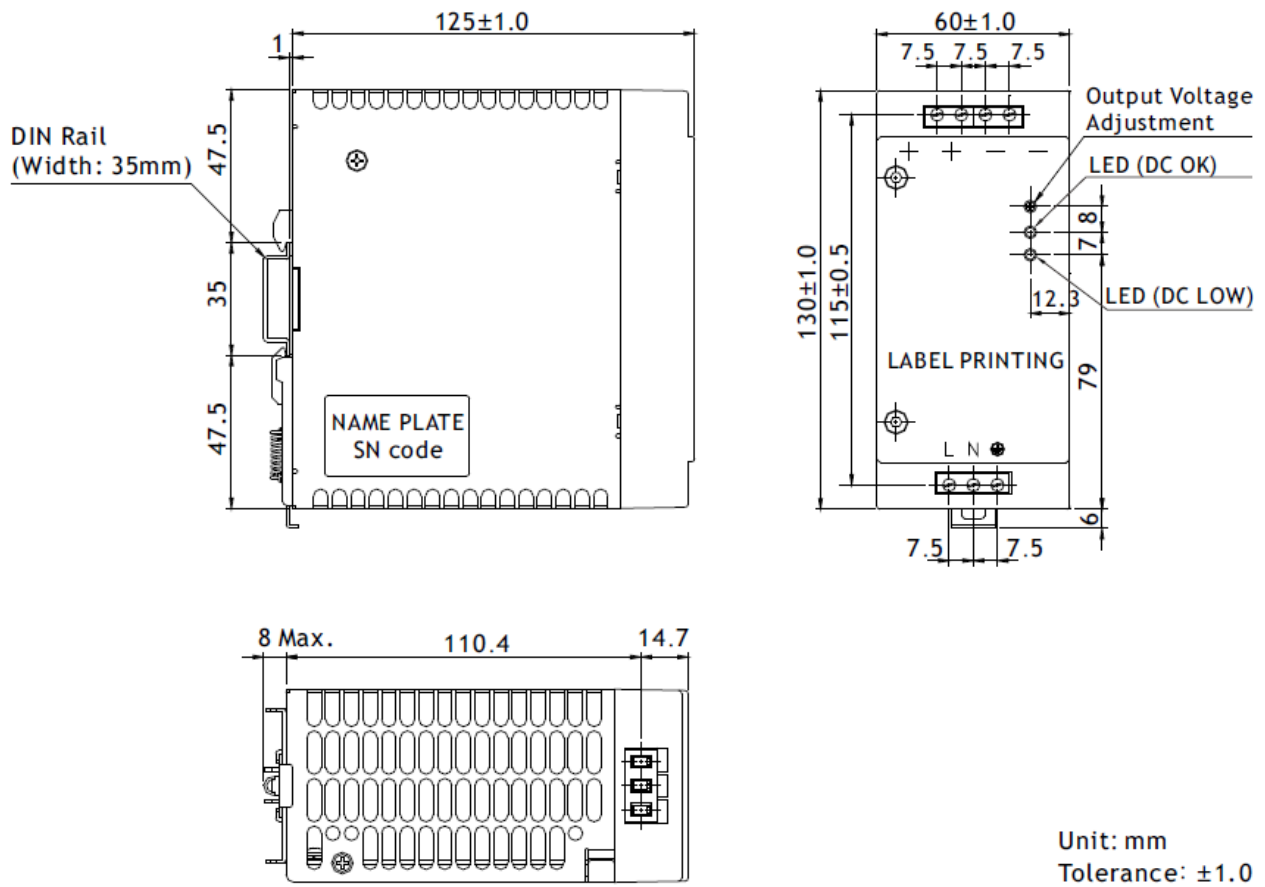


LED(Green)
DC OK LED light will be ON when the power supply is properly operated

LED(Red)
DC Low LED light will be ON:
(1) when output voltage is below 85%(±2.5%) from the rated output voltage;
(2) when get over voltage, over current, over temperature and short circuit fault

Please contact Vigortronix for any enquiries. Products can be altered to suit custom requirements.
The information contained in this document is subject to change without notice.

Mechanical Layout



Marking	No.	Assignment
+	1	DC(+) Output Terminal
+	2	
-	3	DC(-) Output Terminal
-	4	
L	5	AC(L) Input Terminal
N	6	AC(N) Input Terminal
⊕	7	AC Grounding Terminal
V-ADJ.	/	DC Output voltage adjustment trimmer
DC OK	/	DC Output OK indication LED(Green)
DC LOW	/	DC Output Low indication LED(Red)

Please contact Vigortronix for any enquiries. Products can be altered to suit custom requirements.
The information contained in this document is subject to change without notice.

Vigortronix, 16 De Havilland Way, Witney, Oxfordshire, OX29 0YG, UK

Tel. +44 (0)1993 777570 Fax. +44 (0)1993 777580 Web. www.vigortronix.com E-mail: sales@vigortronix.com

Vigortronix is a trading name of Vigortronix (UK) Limited