

Environmental

Characteristic	Minimum	Typical	Maximum	Units	Notes & Conditions
Operating Temperature	-25		+70	°C	See derating curve in Application Notes
Storage Temperature	-40		+85	°C	
Cooling					Natural convection
Operating Humidity	20		95	%RH	Non-condensing
Operating Altitude			3000	m	
Shock					IEC68-2-27, 4 g, 22 ms half sine, 3 times in each of 6 axes
Vibration					IEC68-2-6, 10-500 Hz, 2 g 10 mins/sweep. 60 mins for each of 3 axes

EMC: Emissions

Phenomenon	Standard	Test Level	Criteria	Notes & Conditions
Conducted	EN55022	Class B		
Radiated	EN55022	Class B		
Harmonic Current	EN61000-3-2	Class A		
Voltage Fluctuations	EN61000-3-3			

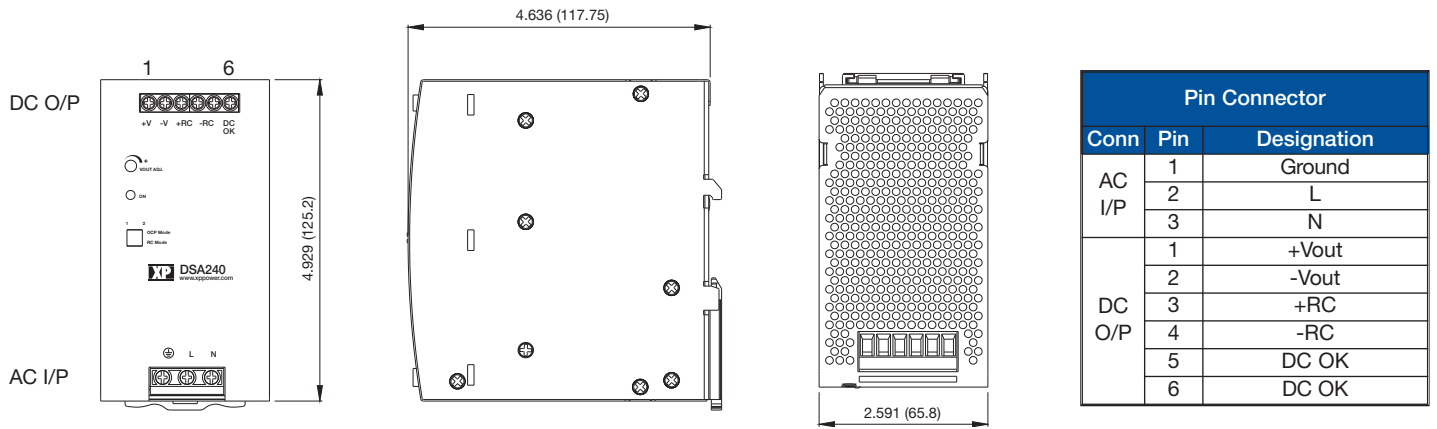
EMC: Immunity

Phenomenon	Standard	Test Level	Criteria	Notes & Conditions
ESD Immunity	EN61000-4-2	6 kV	A	Contact
		8 kV		Air Discharge
Radiated Immunity	EN61000-4-3	10 V/m	A	
EFT/Burst	EN61000-4-4	3	A	
Surges	EN61000-4-5	Installation class 3	A	
Conducted	EN61000-4-6	10 V	A	
Magnetic Fields	EN61000-4-8	4	A	
Dips and Interruptions	EN55024	Dip: 30%, 10 ms	A	
		Dip: 60%, 100 ms	A/B	High Line/Low Line
		Dip: 100%, 5000 ms	B	

Safety Approvals

Safety Agency	Safety Standard	Notes & Conditions
UL	UL508	Industrial Control Equipment
TUV	EN60950-1 A12:2011	Information Technology
CB	IEC60950-1 +A1:2009	Information Technology

Mechanical Details

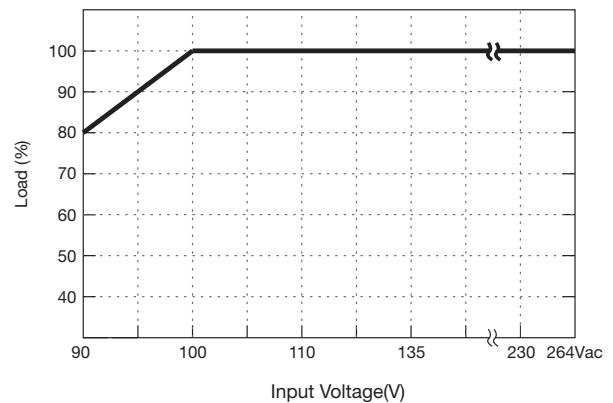
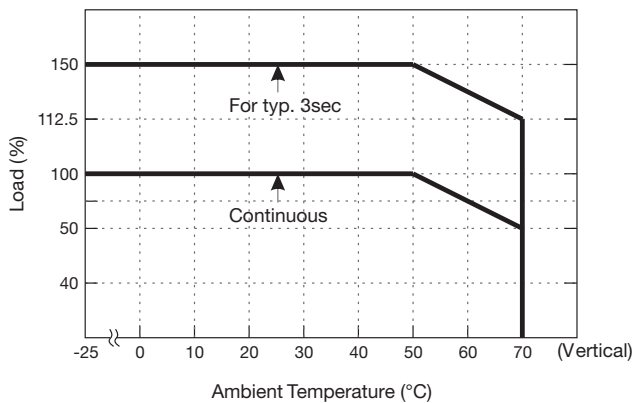


Notes

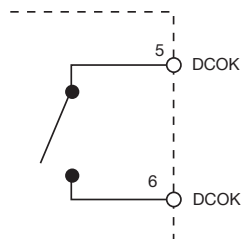
- All dimensions in inches (mm)
- Weight: 1.916 lbs (860g)
- Tolerance: ± 0.02 in (± 0.5 mm)
- Screw terminal: 10-24 AWG cables size.
- Connection screw maximum torque: Input: 4.4lbs-in (0.5 Nm), Output: 7.0 lbs-in (0.79 Nm).

Application Notes

Derating Curves



DC OK



Open = Output fail, if voltage drops below 45% of nominal
 Closed = Output good

Contact Rating: 0.3 A at 60 VDC, 1.0 A at 30 VDC, 0.5 A at 30 VAC.
 500 VDC isolation to output.