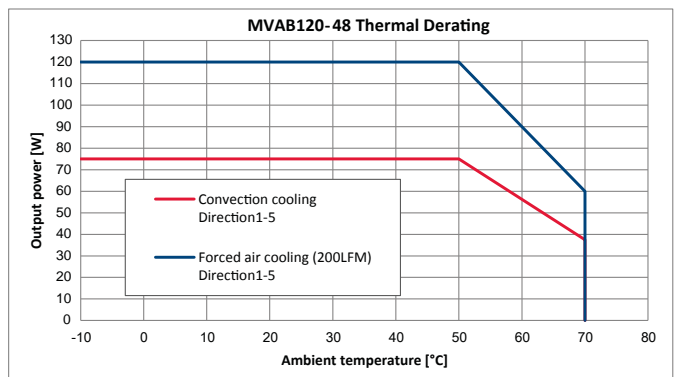
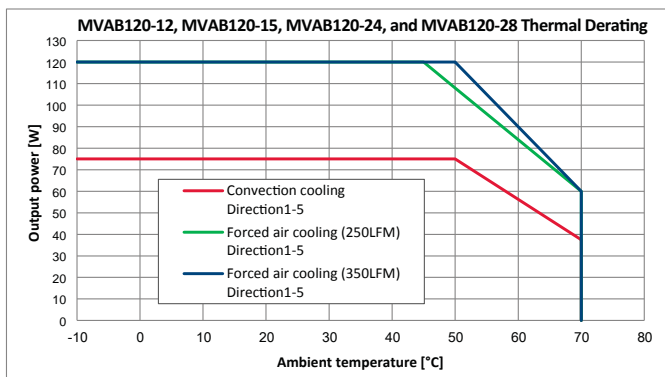
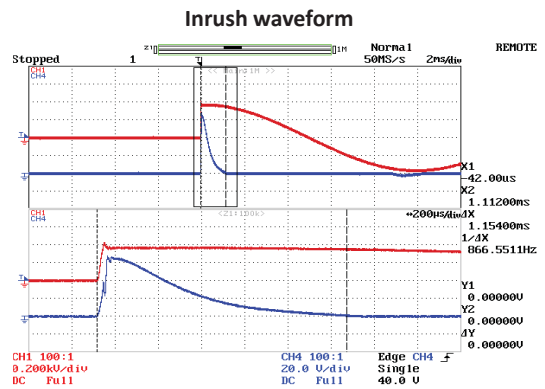
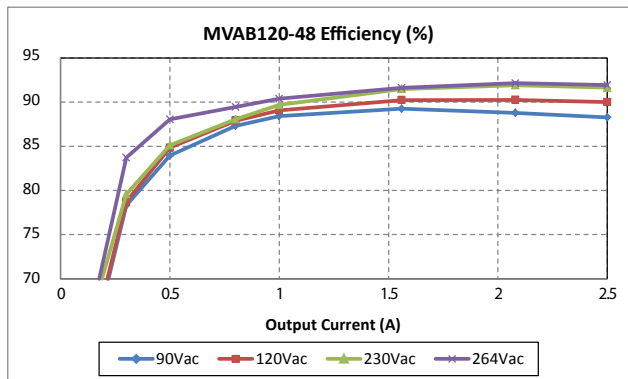
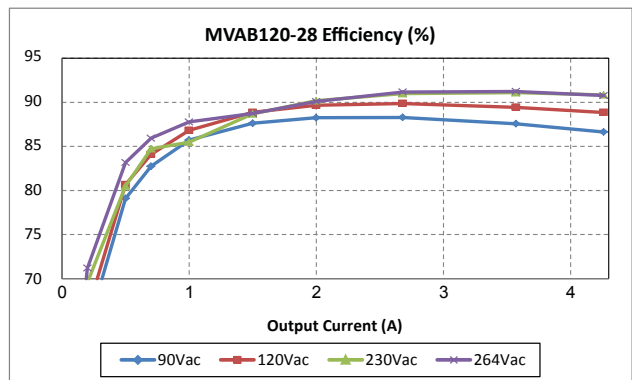
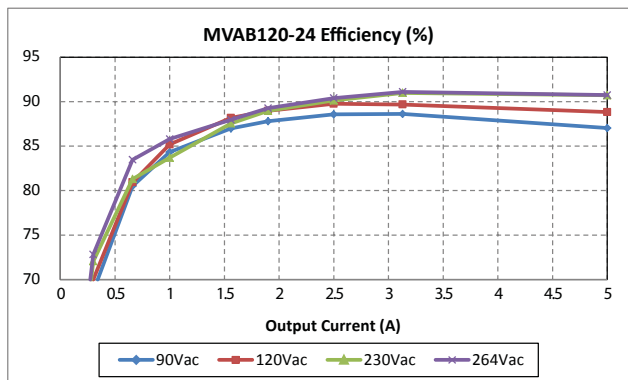
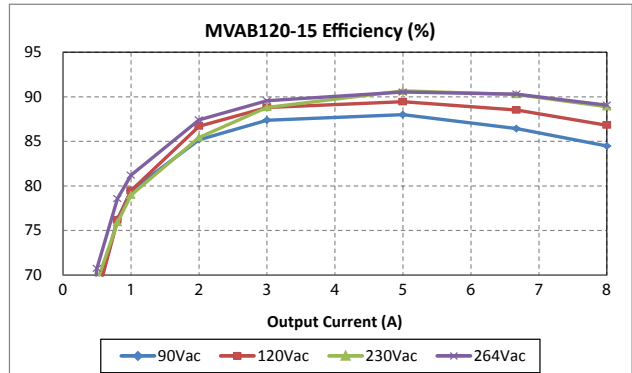
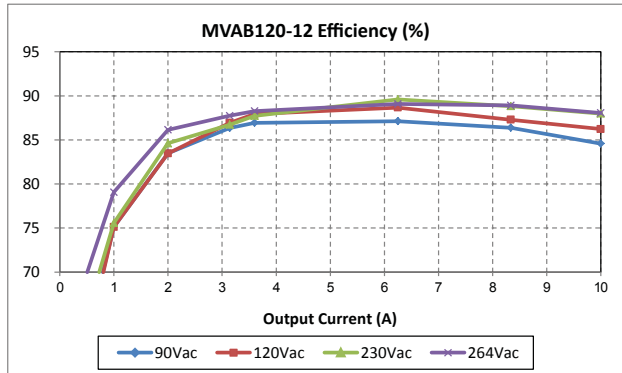


**PERFORMANCE DATA**



**EMI CONSIDERATIONS**

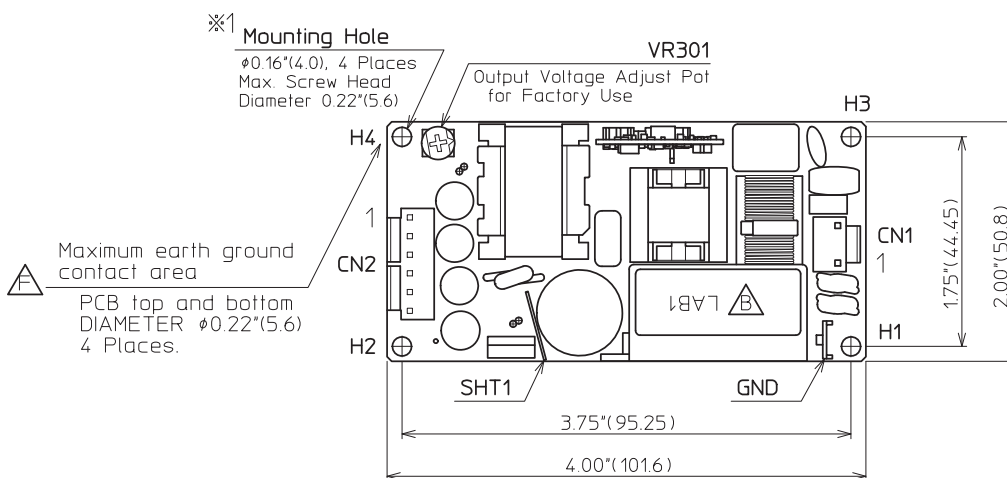
For optimum EMI performance, the power supply should be mounted to a metal plate grounded to all 4 mounting holes of the power supply. To comply with safety standards, this plate must be properly grounded to protective earth (see mechanical dimension notes). Pre-compliance testing has shown the stand-alone power supply to comply with EN55022 class A radiated emissions. Radiated emission results vary with system enclosure and cable routing paths.

**SAFETY CONSIDERATIONS**

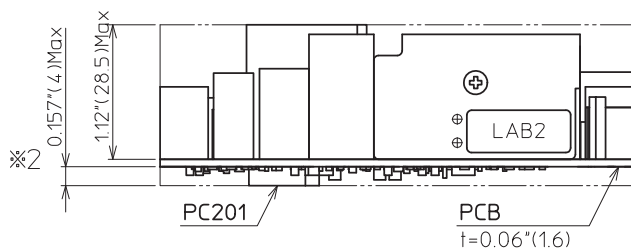


1. This power supply is a component level power supply intended for use in class I or class II applications. Secondary ground traces need to be suitably isolated from primary ground traces when used in class II applications.
2. When the power supply is used in class II equipment, all ground traces and components connected to the primary side are considered primary for spacing and insulation considerations.
3. Double pole/neutral fusing (-01 medical versions only).

**MECHANICAL DIMENSIONS – MVAB120-12**



※1 Preferred screw type :  
M3 (Metric screw threads)  
No.4-40UNC (Unified Thread Standard)



※2 Primary Side : 0.106"(2.7)Max  
Secondary Side : 0.118"(3.0)Max  
SHT1, PC201 : 0.157"(4.0)Max

- All dimensions in inches (mm), tolerance is +/-0.02" (0.5mm)
- Mounting holes H1 and H4 should be grounded for EMI purpose
- Mounting hole H1 is safely ground connection
- This power supply requires mounting on standoffs minimum 0.20"(5.0mm) in height

Dimensions: 2.0" x 4.0" x 1.35" (50.8mm x 101.6mm x 34.3mm)