Specifications (measured @ Ta= 25°C, nom. Vin (115/230VAC), full load and after warm-up unless otherwise stated)

PROTECTIONS

Parameter	Type		Value
Short Circuit Protection (SCP)	below 100mΩ		continuous, automatic recovery
Over Voltage Protection (OVP)	zener diode clamp		110% - 140%
Over Current Limit			110% - 190%
Over Voltage Category			OVCII
Isolation Voltage	I/P to O/P	tested for 1 minute	3kVAC
Isolation Resistance			1GΩ min.
Leakage Current	85-305VAC, 47-63Hz		10µA max.

Notes:

Note6: Refer to local wiring regulations if input over-current protection is also required. Recommended fuse: slow blow type

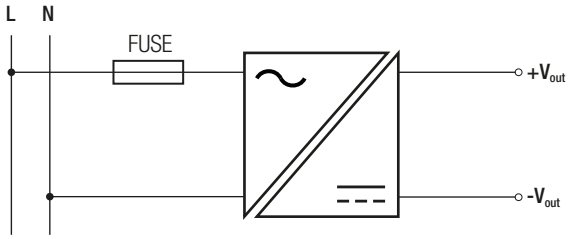

ENVIRONMENTAL

Parameter	Condition			Value
Operating Temperature Range (7)	full load, 230VAC			-40°C to +75°C
	refer to derating graph			-40°C to +85°C
Maximum Case Temperature				+105°C
Thermal Impedance				8.5K/W typ.
Operating Humidity	non-condensing			5% - 95% RH max.
MTBF	according to MIL-HDBK-217F, G.B.	+25°C	115VAC	2238 x 10^3 hours
			230VAC	1670 x 10^3 hours

Notes:

Note7: At low input voltage (85-140VAC) and temperature below -25°C the RAC02-3.3SE/277/W and RAC02-05SE/277/W, will not start

Derating Graph

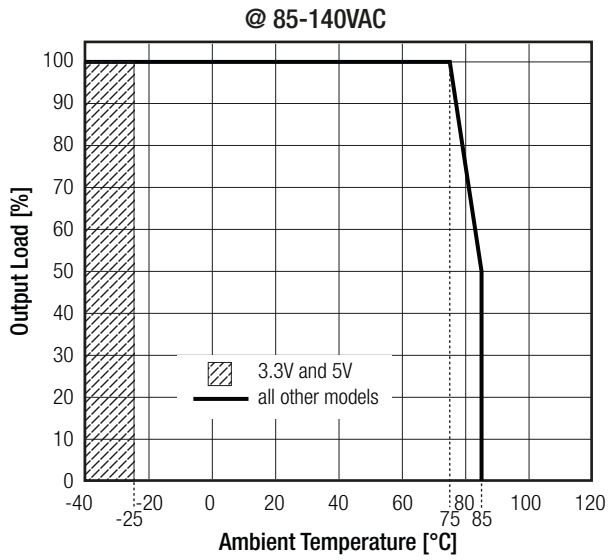

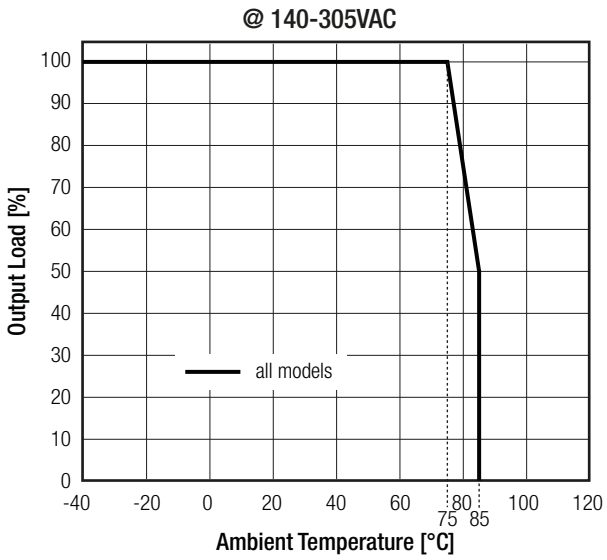

Specifications (measured @ Ta= 25°C, nom. Vin (115/230VAC), full load and after warm-up unless otherwise stated)

SAFETY AND CERTIFICATIONS		
Certificate Type (Safety)	**Report / File Number**	**Standard**
Information Technology Equipment, General Requirements for Safety	L0339L26-CB-1-B4	IEC60950-1:2005 2nd Edition + A2:2013 EN60950-1:2006 + A2:2013
Information Technology Equipment, General Requirements for Safety	E224736-X1-A24-UL	UL No. 60950-1, 2nd Edition, 2014 CAN/CSA-C22.2 No. 60950-1-07, 2nd Edition, 2014
Household and similar electrical appliances, General requirements	L0339L26-B2-L	EN60335-1:2012+A11:2014
EAC Safety of Low Voltage Equipment	RU-AT.37.02367	TP TC 004/2011
RoHS2		RoHS-2011/65/EU + AM-2015/863
EMC Compliance (Industrial)	**Condition**	**Standard / Criterion**
Electromagnetic compatibility of multimedia equipment - Emission requirements	1502CE17	EN55032:2015, Class B
Information technology equipment - Immunity characteristics - Limits and methods of measurement		EN55024:2010
ESD Electrostatic discharge immunity test	±8.0kV air, ±4.0kV contact	EN61000-4-2:2009, Criteria B
Radiated, radio-frequency, electromagnetic field immunity test	3V/m	EN61000-4-3:2006 + A2:2010, Criteria A
Fast Transient and Burst Immunity	AC Power Port: ±1.0kV	EN61000-4-4:2012, Criteria A
Power Magnetic Field Immunity	50Hz, 1 A/m	EN61000-4-8:2010, Criteria A
Voltage Dips and Interruption	Voltage Dips: >95% reduction >30% reduction Interruption: >95%	EN61000-4-11:2004, Criteria A EN61000-4-11:2004, Criteria A EN61000-4-11:2004, Criteria B
Limits of Voltage Fluctuations & Flicker		EN61000-3-3:2013
EMC Compliance (Household)	**Condition**	**Standard / Criterion**
Electromagnetic compatibility of multimedia equipment – Emission Requirements	E16113001	EN55014-1:2006+A2:2011
Information technology equipment - Immunity characteristics - Limits and methods of measurement		EN55014-2:2015
ESD Electrostatic discharge immunity test	±8.0kV air, ±4.0kV contact	IEC61000-4-2:2008, Criteria A
Radiated, radio-frequency, electromagnetic field immunity test	3V/m	IEC61000-4-3:2006 + A2:2010, Criteria A
Fast Transient and Burst Immunity	AC Power Port ±1.0kV DC Output ±0.5kV	IEC61000-4-4:2012, Criteria A
Surge Immunity	AC Power Port L-N ±2.0kV DC Output L-N ±1.0kV	IEC61000-4-5:2014, Criteria B
Immunity to conducted disturbances, induced by radio-frequency fields	AC Power Port 3V, DC Output 3V	IEC61000-4-6:2013, Criteria A
Voltage Dips and Interruption	Voltage Dips: >95% reduction >30% reduction Interruption: >95%	IEC61000-4-11:2004, Criteria B IEC61000-4-11:2004, Criteria C IEC61000-4-11:2004, Criteria C
Limits of Harmonic Current Emissions		EN61000-3-2:2014
Limits of Voltage Fluctuations & Flicker		EN61000-3-3:2013

DIMENSION AND PHYSICAL CHARACTERISTICS		
Parameter	**Type**	**Value**
Material	case potting	black plastic, (UL94V-0) epoxy, (UL94V-0)
Dimension (LxWxH)		33.7 x 22.2 x 17.75mm
Weight		25g typ.

continued on next page