

Specifications (measured @ Ta= 25°C, nom. Vin, full load and after warm-up unless otherwise stated)

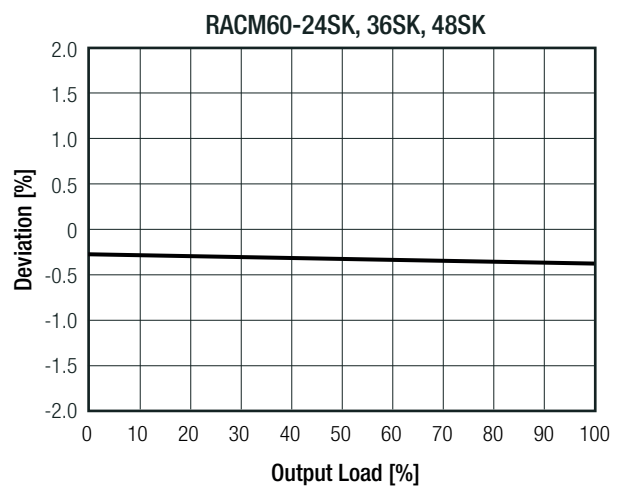
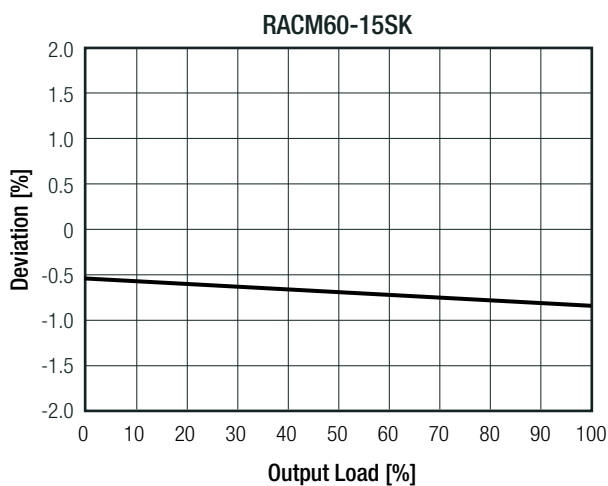
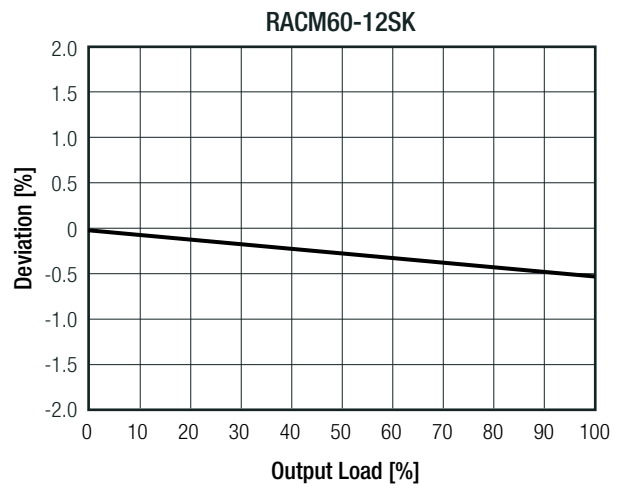
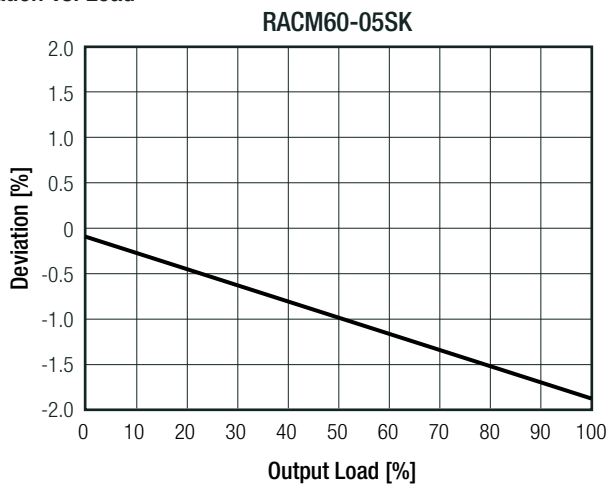
REGULATIONS

Parameter	Condition	Value	
Output Accuracy	100% load	±2.0% typ.	
Line Regulation	low line to high line	±0.05% typ.	
Load Regulation [®]	10% to 100% load	5Vout	1.5% typ.
		12, 15Vout	0.5% typ.
		24, 36, 48Vout	0.1% typ.
Transient Response	25% load step change	3.0% max.	
	recovery time	500µs max.	

Notes:

Note6: Operation below 10% load will not harm the converter, but specifications may not be met

Deviation vs. Load



PROTECTIONS

Parameter	Type	Value
Input Fuse	internal	T3.15A, slow blow type
Short Circuit Protection (SCP)		hiccup, auto recovery
Over Voltage Protection (OVP)		105% - 120%, auto recovery
Over Voltage Category (OVC)		OVCII
Over Current Protection (OCP)		130% - 180%, hiccup mode

continued on next page

Specifications (measured @ Ta= 25°C, nom. Vin, full load and after warm-up unless otherwise stated)

Parameter	Type	Value
Thermal Shutdown	TC point IC 101	+130°C, restart after cool down
Class of Equipment		Class II
Isolation Voltage (safety certified) ⁽⁷⁾	I/P to O/P 1 minute	4kVAC
Isolation Resistance	I/P to O/P, V _{ISO} = 500VDC	1GΩ min.
Isolation Capacitance	I/P to O/P, 100KHz/0.1V	100pF max.
Insulation Grade		reinforced
Means of Protection	319VAC working voltage	2MOPP

Notes:

Note7: For repeat Hi-Pot testing, reduce the time and/or the test voltage

ENVIRONMENTAL

Parameter	Condition	Value
Operating Temperature Range	@ natural convection 0.1m/s refer to <i>"Derating Graph"</i>	-40°C to +85°C
Temperature Coefficient		±0.02%/K
Operating Altitude ⁽⁸⁾	according to IEC60601-1 / IEC62368-1	4000m / 5000m
Operating Humidity	non-condensing	95% max.
Pollution Degree		PD2
Vibration	according to MIL-STD-202G	10-500Hz, 2G 10min./1cycle, period 60min. along x,y,z axes
MTBF	according to MIL-HDBK-217F, G.B. +25°C +40°C	>900 x 10 ³ hours >726 x 10 ³ hours
Design Lifetime	nom. Vin= 230VAC, +40°C	>42 x 10 ³ hours

Notes:

Note8: Recognized by safety agency for safe operation up to 4000/5000m. High altitude operation may impact the performance and lifetime. Please contact RECOM tech support for advice

Derating Graph

(@ Chamber and natural convection 0.1m/s)

Output power derating for Line-input of less than 90VAC
(derate linearly from 100% at 90VAC to 80% at 80VAC)

