

# Features

# Regulated Converter

- Built-in active PFC
- Efficiency up to 88%
- Isolated output 3kVAC / 1 minute
- SCP, OVP, OLP, OTP protection
- Operating temperature range -20°C to +70°C
- Universal input 90-264VAC / 120VDC-370VDC
- Conformal coating



# RACG150

## 150 Watt Single Output



### Description


These industrial grade power supplies have been designed to give many years of trouble-free life. Despite their low cost, they use high grade electrolytic capacitors to ensure heavy industry performance levels, working reliably over an extended temperature and world-wide input voltage range. The RACG series are more compact than the standard industry size, yet offer higher performance with full output protection (SCP, OVP, OTP, OLP), active power factor correction and improved input surge, hold-up time and efficiency ratings. The power supplies can be mounted horizontally or vertically and are certified to CE, UL and Class B EMC standards. Typical uses are industrial, commercial and high reliability applications. The RACG series come with a 3 year warranty.

### Selection Guide

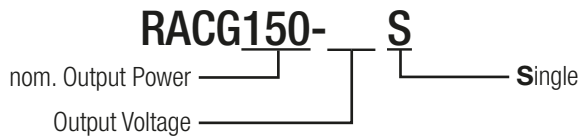
Part Number	Input Voltage Range [VAC]	Input Current max. [A]	nom. Output Voltage [VDC]	Adj. Output Voltage <sup>(1)</sup> [VDC]	Output Current max. [A]	Efficiency typ. <sup>(2)</sup> [%]
RACG150-12S	90-264	1.9	12	10.8-13.2	12.5	86
RACG150-24S	90-264	1.9	24	21.6-26.4	6.3	87
RACG150-48S	90-264	1.9	48	43.2-52.8	3.2	88

#### Notes:

- Note1: For detail information please refer to graph on page PA-2  
 Note2: Efficiency is tested at 230VAC and full load at +25°C ambient



### Model Numbering



#### Ordering Examples:

RACG150-12S	150 Watt	12Vout	Single Output
RACG150-48S	150 Watt	48Vout	Single Output



EN60950 certified  
 CAN/CSA-C22.2 No. 60950 certified  
 UL No. 60950 certified  
 EN55032 compliant  
 EN55024 compliant

### Specifications (measured at Ta= 25°C, nom. Vin (115/230VAC), full load and after warm-up)

BASIC CHARACTERISTICS					
Parameter	Condition		Min.	Typ.	Max.
Input Voltage Range <sup>(3)</sup>	nom. Vin = 230VDC		90VAC 120VDC		264VAC 370VDC
Inrush Current	cold start at +25°C	115VAC			30A
		230VAC			45A
No load Power Consumption				3W	
Input Frequency Range			47Hz		63Hz
Minimum Load				0%	
Power Factor	115VAC			0.98	
	230VAC			0.95	
Set-up Time	115VAC				3s
	230VAC				2s
Hold-up Time	230VAC			18ms	

continued on next page

**Specifications** (measured @ Ta= 25°C, nom. Vin, full load and after warm-up unless otherwise stated)

### BASIC CHARACTERISTICS

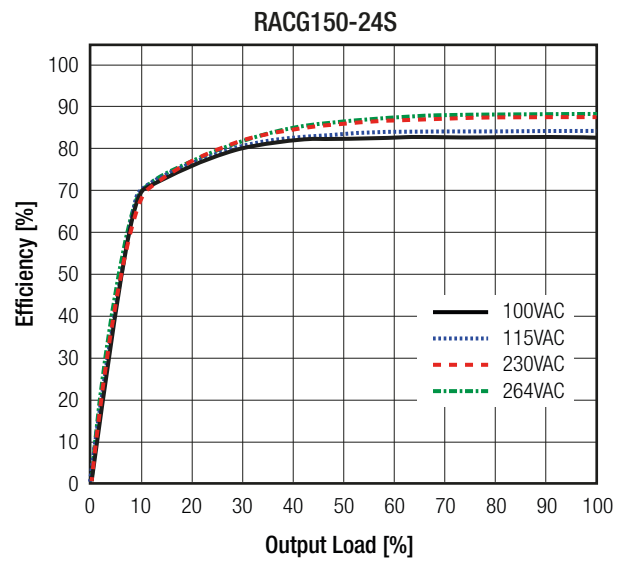
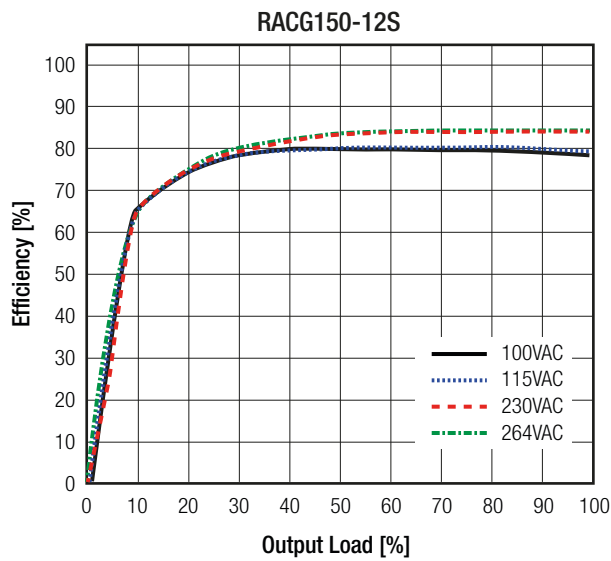
Parameter	Condition	Min.	Typ.	Max.
Output Voltage Adjustability			±10%	
Output Ripple and Noise <sup>(4)</sup>	0°C to +70°C -20°C to 0°C		100mVp-p 200mVp-p	

**Notes:**

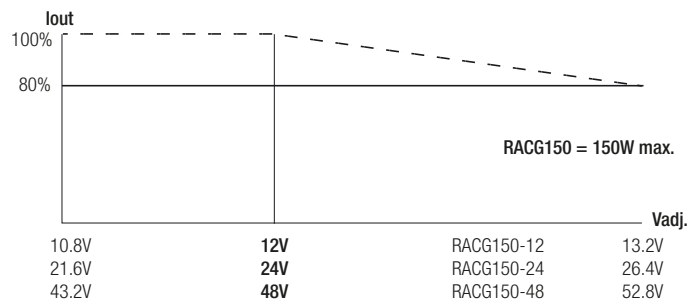
Note3: The products were submitted for safety files at AC-Input operation

Note4: Measured @ 20MHz Bandwidth with a 0.1µF parallel capacitor

### Efficiency vs. Load



### Output Voltage Adjustability Derating



### REGULATIONS

Parameter	Condition	Value
Output Accuracy		±2.0% max.
Line Regulation	low line to high line, full load	±0.5% max.
Load Regulation	12Vout	2.0% max.
	24Vout, 48Vout	1.0% max.