General Specifications

Switching frequency (pulse width modulation PWM)		120 & 240 W models: 360 W models: 480 W models:	100 kHz typ. 75 kHz typ. 62.5 kHz typ.
Isolation voltage (60 sec.)	– Input / Output – Input / Case – Output / Case	120 & 240 W models: 360 & 480 W models: 120 & 240 W models: 360 & 480 W models:	4'000 VAC 3'000 VAC 2'000 VAC 1'500 VAC 500 VAC
Reliability /calculated MTBF (MIL-HDBK-217F, at +25°C, ground benign)		120 & 360 W models: 240 W models: 480 W models:	>120'000 h >50'000 h >100'000 h
Electromagnetic compatibility (EMC), Emissions	– Conducted input RI suppression – Harmonic current emissions		EN 55022, class B, FCC part 15, level B IEC/EN 61000-3-2 class B
Electromagnetic compatibility (EMC), Immunity			EN 55024
Degree of protection			class I
Safety standards			UL 60950-1, IEC/EN 60950-1
Safety approvals	– UL/cUL 60950-1 – CB report according to IEC 60950-1		www.ul.com -> certifications -> File e188913 www.tracopower.com/products/txh-cb.pdf
Environment	– Vibration		3 axes, sine sweep, 10–500Hz, 2g, 0.1 oct/min
Environmental compliance	– Reach – RoHS		www.tracopower.com/products/txh-reach.pdf RoHS directive 2011/65/EU
Altitude during operation		120 / 240 & 360 W models: 480 W models:	up to 4'000 m (13'120 ft) approved up to 3'000 m (9'840 ft) approved

Outline Dimensions

TXH 120 models

Weight: 390 g (13.8 oz)

Optional Cover	
TXH 120–COV	Cover incl. screws for TXH 120 models

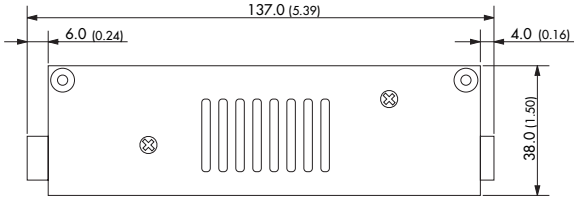

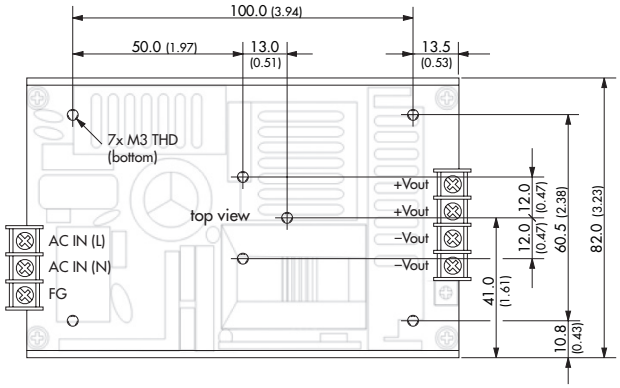

Max mounting screw penetration: 2.5 mm (0.1)

Outline Dimensions

TXH 240 models

Weight: 580 g (20.5 oz)

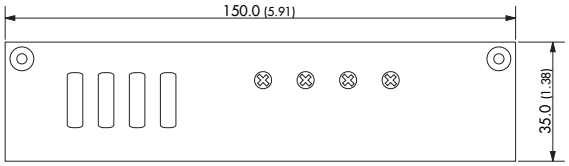

Optional Cover	
TXH 240–COV	Cover incl. screws for TXH 240 models

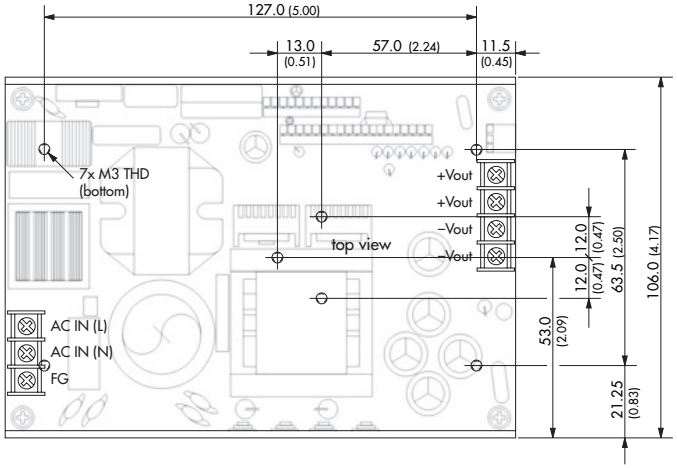

Max mounting screw penetration: 2.5 mm (0.10)
Terminal rating: 25A
At higher current connection has to be splitted

TXH 360 models

Weight: 750 g (26 oz)

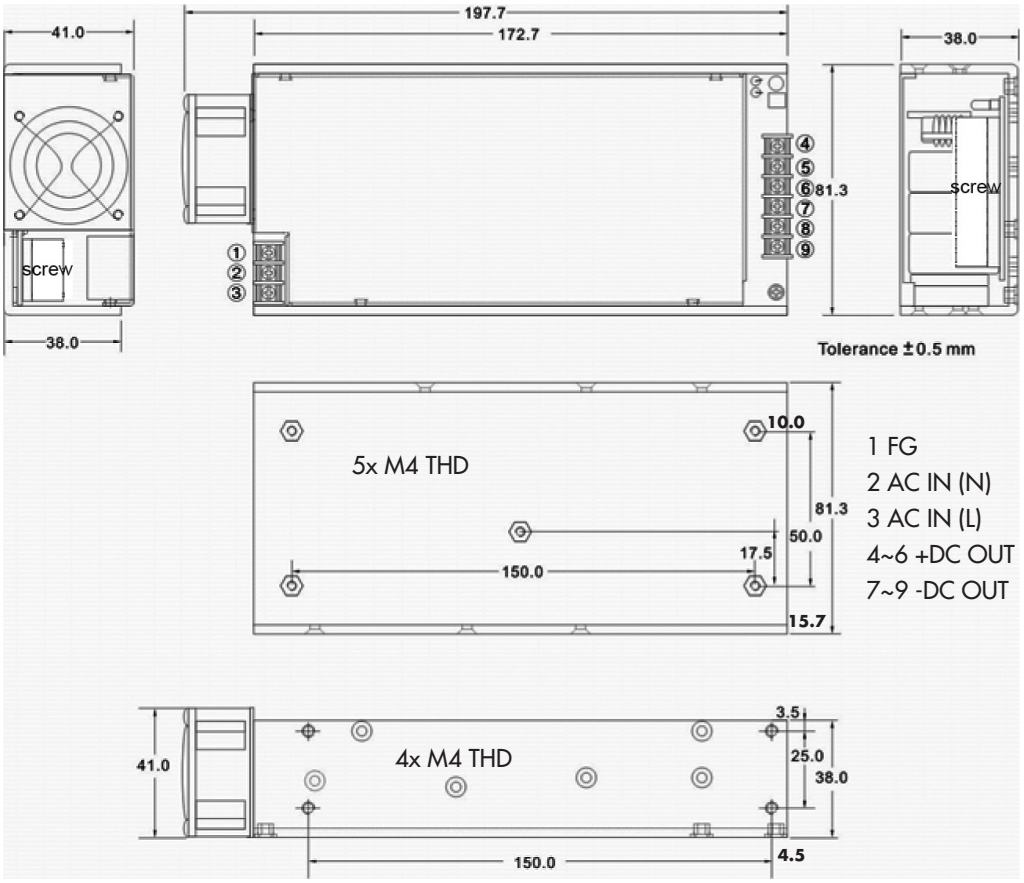

Dimensions in [mm], () = Inch
Tolerances ±0.8 (±0.03)
Mounting hole pich tolerances ±0.5 (±0.02)

Max mounting screw penetration: 2.5 mm (0.10)
Terminal rating: 25A
At higher current connection has to be splitted