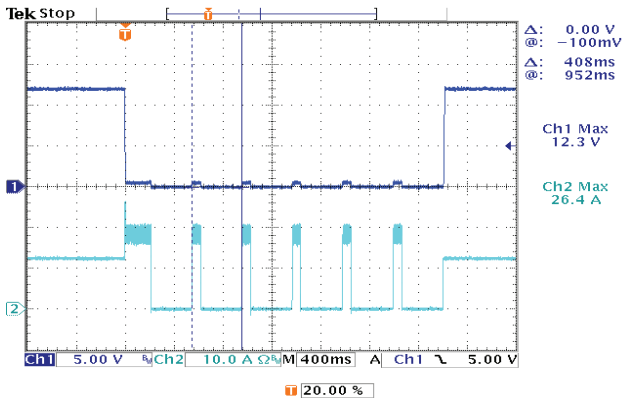


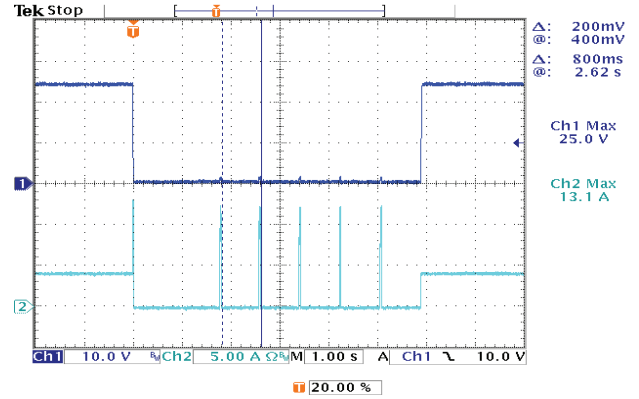
Output

Output Short Circuit Profile

Figure 2
ECP150PS12

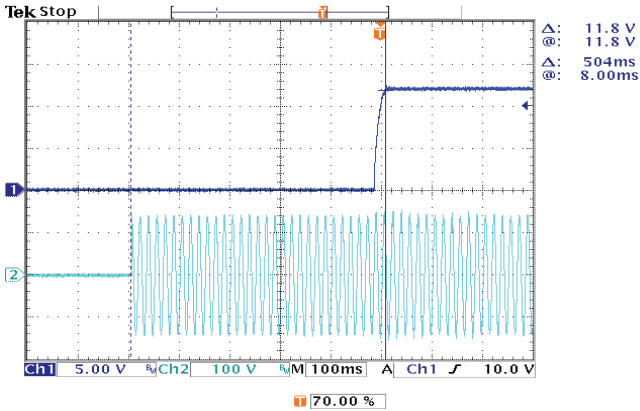


ECP150PS24



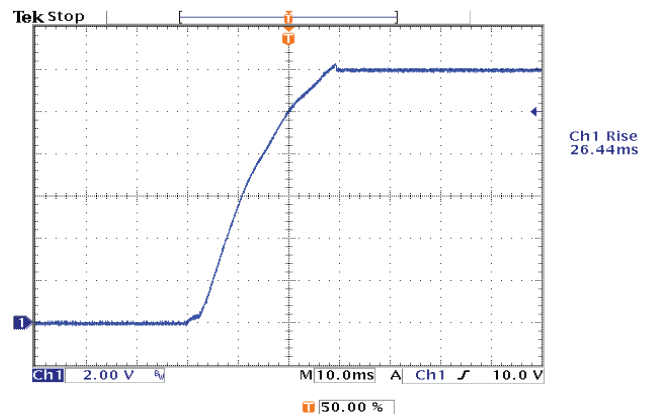
Output Start Up Time

Figure 3
ECP150PS12 100VAC full load



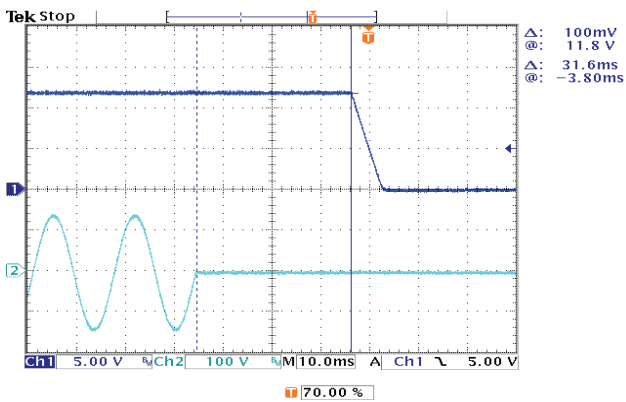
Output Rise Time

Figure 4
ECP150PS12 100 VAC full load

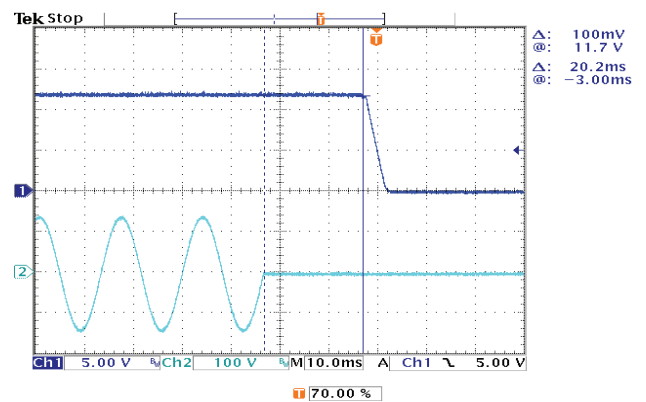


Output Hold Up Time

Figure 5
ECP150PS12 100VAC 100W load



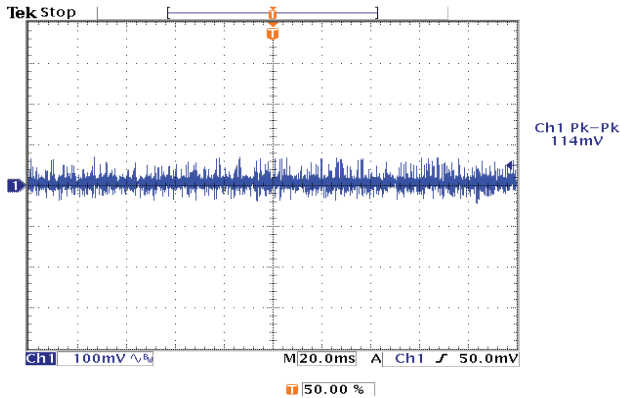
ECP150PS12 100VAC 150W load



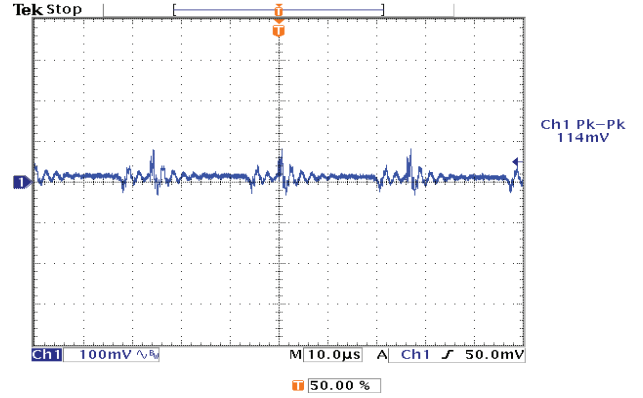
Output

Output Noise & Ripple

Figure 6
ECP150PS12 at 100VAC & 150W load
Low Frequency



High Frequency



General

Characteristic	Minimum	Typical	Maximum	Units	Notes & Conditions
Efficiency		91		%	230 VAC Full load (see fig. 7 & 8)
Isolation: Input to Output Input to Ground Output to Ground	4000			VAC	2 MOPP
	1500			VAC	1 MOPP
	500			VDC	
Switching Frequency			60	kHz	PFC ± 10 kHz
			60	kHz	Main Converters ± 10 kHz
Power Density			14.9/9.9	W/in ³	Forced / Convection-cooled
Mean Time Between Failure		300		kHrs	MIL-HDBK-217F, Notice 2 +25 °C GB
Weight		0.51(230)		lb(g)	

Efficiency Vs Load

Figure 7
ECP150PS12

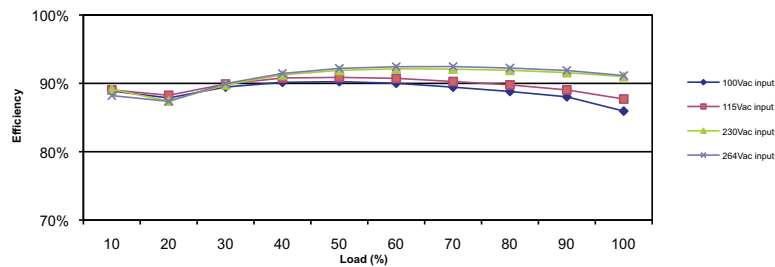


Figure 8
ECP150PS24

