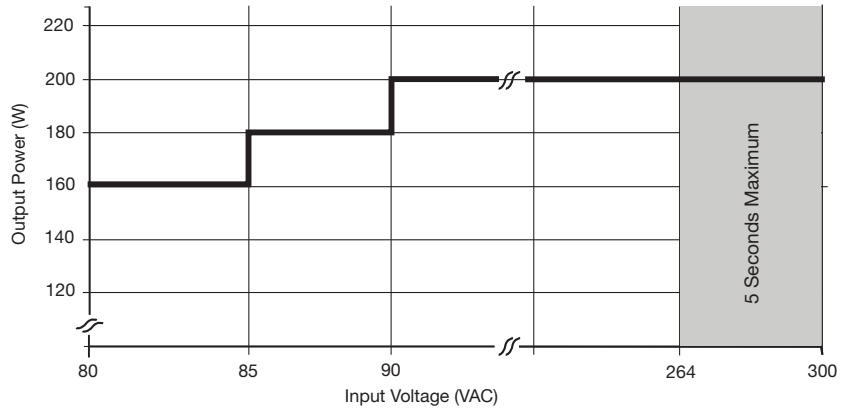


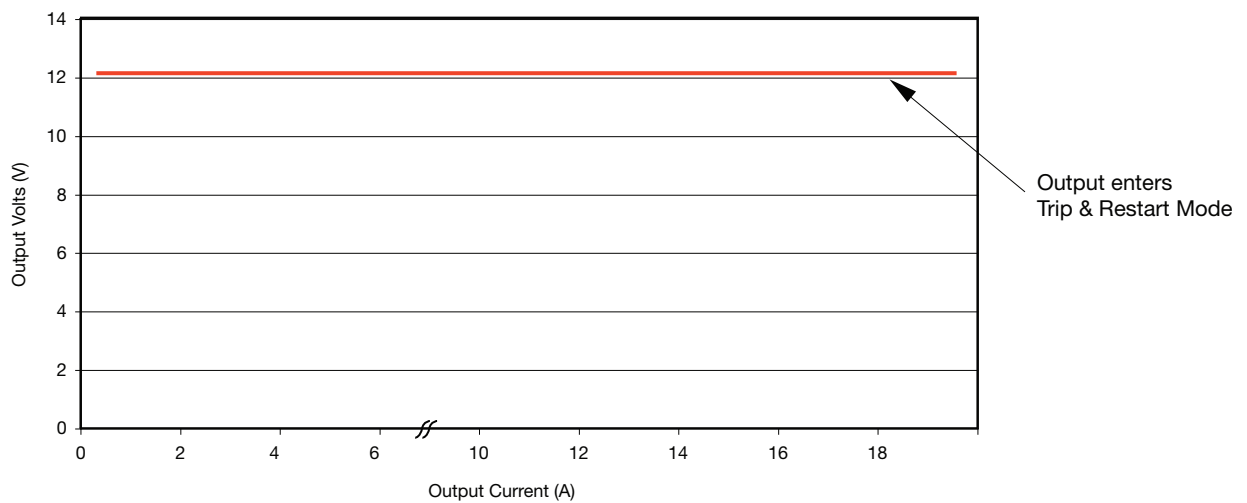
## Input Voltage Derating

Figure 1



## Output Overload Characteristic

Figure 2  
Typical V1 Overload  
Characteristic  
(CCB200PS12 shown)



## General Specifications

Characteristic	Minimum	Typical	Maximum	Units	Notes & Conditions
Efficiency		94		%	Full load (see fig.3 & 4)
Isolation: Input to Output Input to Ground Output to Ground	4000			VAC	
	1500			VAC	
	1500			VAC	
Switching Frequency		40-100/ 28.35/ 56-70		kHz	PFC / Boost / Main Converter.
Power Density			9.3	W/in <sup>3</sup>	
Mean Time Between Failure		230		kHrs	MIL-HDBK-217F, Notice 2 +25 °C GB
Weight		0.88 (400)		lb (g)	CCB200PSxx Models
		1.36 (618)			CCB200PSxx-C Models

## Efficiency Versus Load

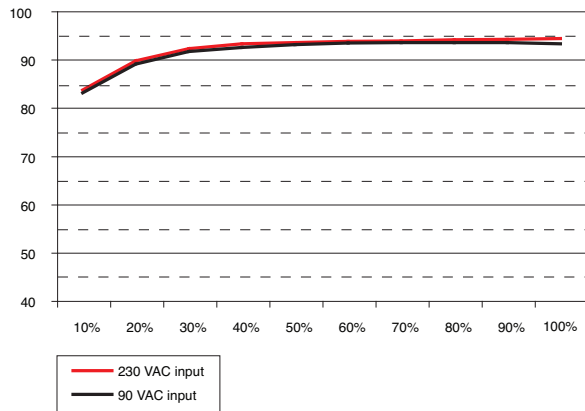


Figure 3  
CCB200PS12

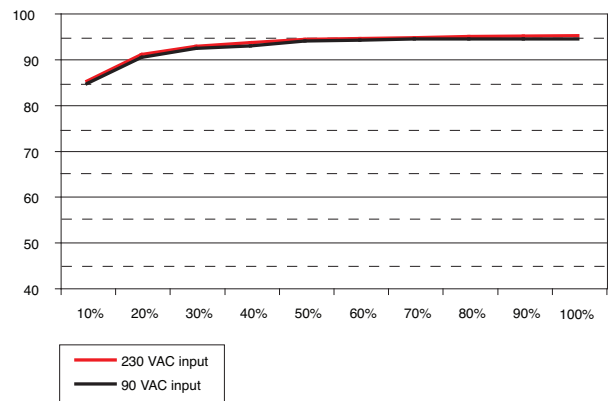


Figure 4  
CCB200PS48

## Waste Heat & System Lifetime

The amount of waste heat a system designer has to deal with is a big issue. The CCB200 class leading efficiency, particularly under low AC line conditions, allows a component density such that a full 200W of convection power can be fitted into this industry standard 3" x 5" package and significantly reduces the waste heat dumped into the system.

To demonstrate the performance of the CCB200, we compared its thermal profile to several of our competitors products in this power density and found our average component temperatures to be some 10-20 °C lower, extending some components lifetime by upto four times.