

Models and Ratings

JPS250 - Multi Output **XP**

Output 1			Output 2			Output 3			Output 4			Model Number <sup>(3)</sup>
Output V1	Conv. Cooled	Max 18 CFM	Output V2	Conv. Cooled	Max 18 CFM	Output V3	Conv. Cooled	Max 18 CFM	Output V4	Conv. Cooled	Max 18 CFM	
3.3 V	16.0 A	20 A	5 V	12 A	20 A	12 V	5 A	6 A	-12 V	1 A	2 A	JPS250PQ46C
5.0 V	17.5 A	30 A	12 V	7 A	8 A	-12 V	2 A	3 A	-5 V	1 A	2 A	JPS250PQ41C
5.0 V	20.0 A	25 A	12 V	4 A	6 A	24 V	2 A	3 A	-12 V	1 A	2 A	JPS250PQ47C
5.0 V	20.0 A	25 A	15 V	3 A	5 A	24 V	2 A	3 A	-15 V	1 A	2 A	JPS250PQ48C

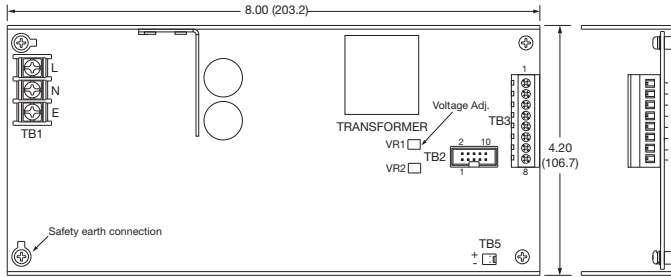
Notes

1. Maximum power with 18 CFM forced air is 250 W, or 200 W with convection cooling.
2. Ripple and noise measured over 15 MHz bandwidth with a 0.47 µF capacitor.
3. For non current share option delete suffix 'C' from model number.
4. All models require 2 A minimum load on V1. On V2, JPS250PQ46 requires 1 A and JPS250PQ41 requires 0.5 A.

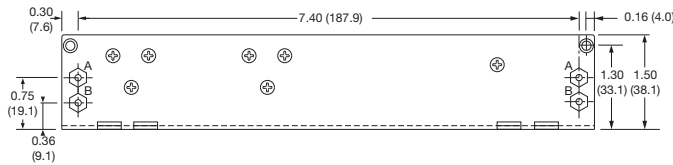
† Available from Farnell. See pages 266-269.

^ Available from Newark. See pages 270-272.

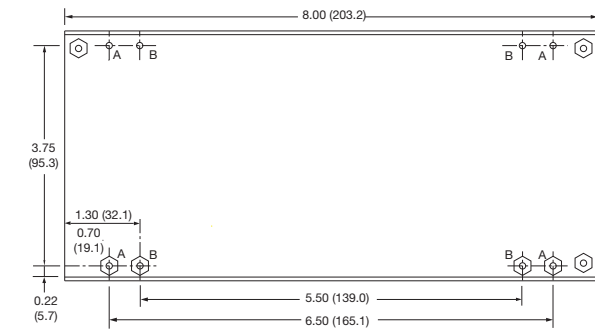
Mechanical Details



PIN CONNECTIONS - TB3				
Pin	PQ41	PQ46	PQ47	PQ48
1	+5 V	+12 V	+5 V	+5 V
2	+5 V	-12 V	+5 V	+5 V
3	0 V	+5 V	0 V	0 V
4	0 V	+5 V	0 V	0 V
5	0 V	0 V	0 V	0 V
6	-5 V	0 V	-12 V	-15 V
7	-12 V	0 V	+24 V	+24 V
8	+12 V	0 V	+12 V	+15 V
9		+3.3 V		
10		+3.3 V		



PIN CONNECTIONS - TB2				
Pin	PQ41	PQ46	PQ47	PQ48
1	+5 V +S	+3.3 V +S	+5 V +S	+5 V +S
2	+5 V PS <sup>(5)</sup>	+5 V -S	+5 V PS <sup>(5)</sup>	+5 V PS <sup>(5)</sup>
3	+12 V +S	+3.3 V PS <sup>(5)</sup>	+12 V +S	+15 V +S
4	DC OK	DC OK	DC OK	DC OK
5	+12 V -S	+5 V +S	+12 V -S	+15 V -S
6	+5 V -S	+3.3 V -S	+5 V -S	+5 V -S
7	+12 V PS <sup>(5)</sup>	+5 V PS <sup>(5)</sup>	+12 V PS <sup>(5)</sup>	+15 V PS <sup>(5)</sup>
8	Remote On/Off	Remote On/Off	Remote On/Off	Remote On/Off
9	AC OK	AC OK	AC OK	AC OK
10	0 V	0 V	0 V	0 V



Notes

1. TB5 is for fan with Molex 5045-02A or equivalent. 12 V at 112 mA.
2. TB1 (AC input) and TB3 (DC output) are terminal blocks.
3. TB2 signal connector is Molex 70246-10 or equivalent.
4. Fan cover option available, order part number:  
PQ41, PQ46 & PQ47: JPS250 F/CVR PQ48: JPS250 F/CVR 24  
or add suffix '-E' to model number to receive unit with fan cover fitted.  
4.2 x 8 x 2.48 (106.7 x 203.2 x 62.9).
5. PS - Current share on 'C' models only.  
No connection on standard models.
6. VR2 is for production setting only.
7. Input terminal screw tightening torque 9 lbs-in (1.0 Nm) maximum.
8. Output terminal screw tightening torque 4 lbs-in (0.45 Nm) maximum.

Fixing Holes:

- A = #6-32 screw mounting holes
- B = M3 x 0.5 screw mounting holes
- Maximum mounting screw penetration is 0.16 (4.0) from chassis outer surface.

All dimensions are in inches (mm).  
Tolerance: ±0.03 (0.8) max.  
Weight: 1.65 lbs (750 g) approx.



## Models and Ratings

## JPS350 – Single Output **XP**

Output Power	Output Voltage	Output Current		Ripple & Noise Pk-Pk <sup>(2)</sup>	Model Number <sup>(1)</sup>
		Convection-cooled	18 CFM		
315 W	5 V	54.0 A	63.0 A	50 mV	JPS350PS05C
350 W	12 V	25.0 A	30.0 A	120 mV	JPS350PS12C
	15 V	20.0 A	24.0 A	120 mV	JPS350PS15C
	24 V	13.0 A	15.0 A	200 mV	JPS350PS24C
	48 V	6.5 A	7.3 A	200 mV	JPS350PS48C

### Notes

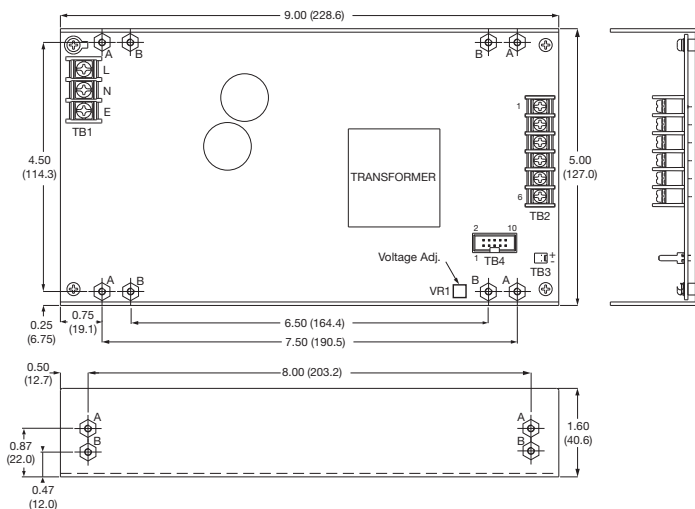
- For non-current share version delete suffix 'C' from model number.
- Ripple and noise measured over 15 MHz bandwidth with a 47  $\mu$ F electrolytic capacitor and 0.47  $\mu$ F ceramic capacitor.

† Available from Farnell. See pages 266-269.

^ Available from Newark. See pages 270-272.

## Mechanical Details

### All models (except JPS350PS05)



PIN CONNECTIONS			
Pin	TB2		TB4
	JPS350PS05	All other models	All models
1	+5 V	+V	N/C
2	+5 V	+V	N/C
3	0 V	+V	+Remote sense
4	0 V	0 V	DC OK
5	0 V	0 V	-Remote sense
6	0 V	0 V	N/C
7	+5 V		Current Share <sup>(5)</sup>
8	+5 V		Remote On/Off
9			AC OK
10			0 V

### Notes

- TB3 is for fan, with Molex 5045-02A or equivalent. 12 V at 112 mA (except JPS350PS05, 5 V at 390 mA).
- TB1 (AC input) and TB2 (DC output) are terminal blocks.
- TB4 signal connector is Molex 70246-10 or equivalent.
- Fan cover option available, order part number:  
5 V models: JPS350 F/CVR 5  
All other models: JPS350 F/CVR  
Alternatively, add suffix '-E' to model number to receive fan cover fitted to the unit 4.95 x 8.92 x 2.48 (127.0 x 228.6 x 62.9).
- For current share operation, connect current share (pin 7) between units. For non 'C' models pin 7 is not used.
- Input and output terminal screw tightening torque 9 lbs-in (1.0 Nm) maximum.

### Fixing Holes:

A = #6-32 screw mounting holes  
B = M3 x 0.5 screw mounting holes  
Maximum mounting screw penetration is 0.16 (4.0) from chassis outer surface.

All dimensions are in inches (mm)  
Tolerance:  $\pm 0.03$  (0.8) max.  
Weight: 2.12 lbs (960 g) approx.

### JPS350PS05

