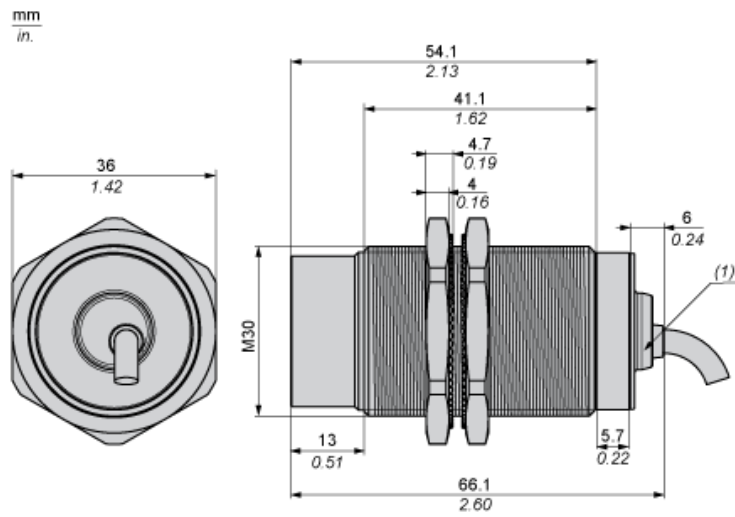


Dimensions



(1) LED

Minimum Mounting Distances

Side by side



e (1) 60 mm/2.36 in.

≥

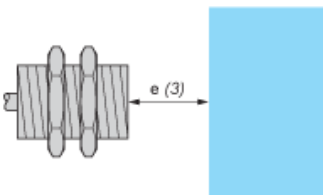
Face to face



e (2) 180 mm/7.09 in.

≥

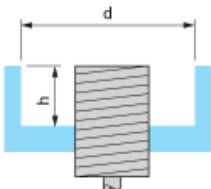
Facing a metal object



e (3) 45 mm/1.77 in.

≥

Mounted in a metal support



d ≥ 90 mm/3.54 in.

h ≥ 30 mm/1.18 in.