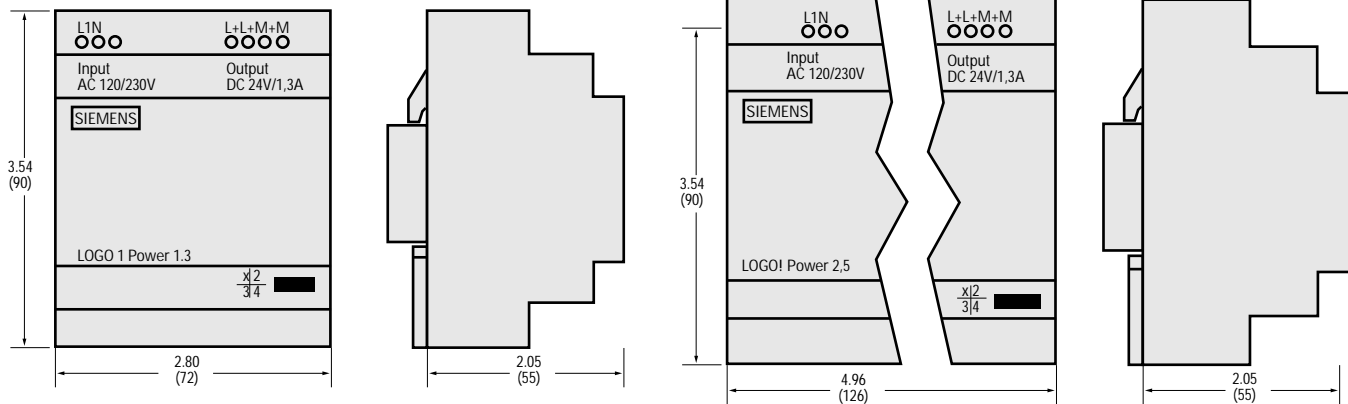


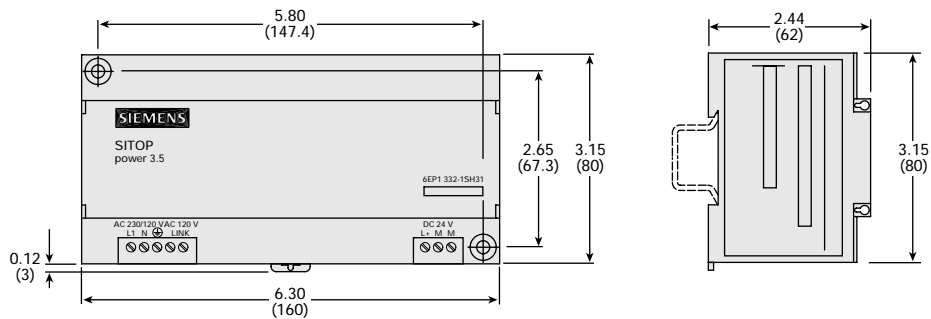


SITOP Power Single-Phase

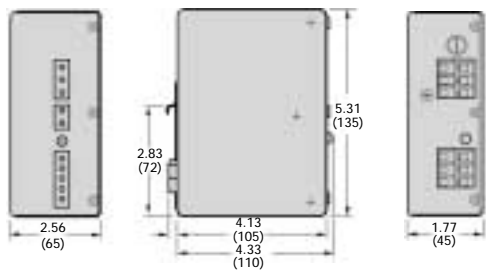


6EP1311-1SH01, DC 5V/3A
 6EP1321-1SH01, DC 12V/1.9A
 6EP1351-1SH01, DC 15V/1.85A
 6EP1331-1SH01, DC 24V/1.3A
 6EP1351-1SH11, DC 48V/0.65A

6EP1311-1SH11, DC 5V/6.3A
 6EP1322-1SH01, DC 12V/4.5A
 6EP1352-1SH01, DC 15V/4A
 6EP1332-1SH41, DC 24V/2.5A
 6EP1352-1SH11, DC 48V/1.25A



6EP1332-1SH31, DC 24V/3.5A

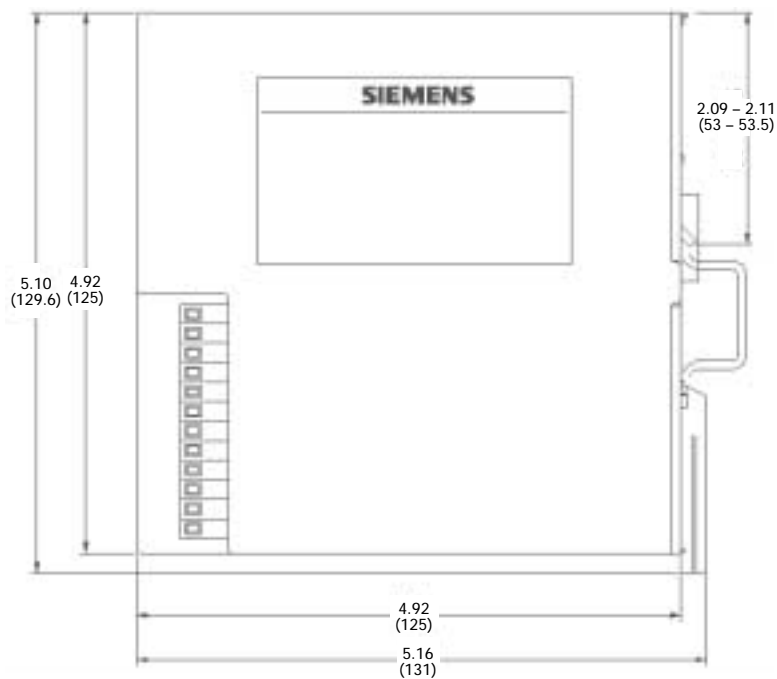
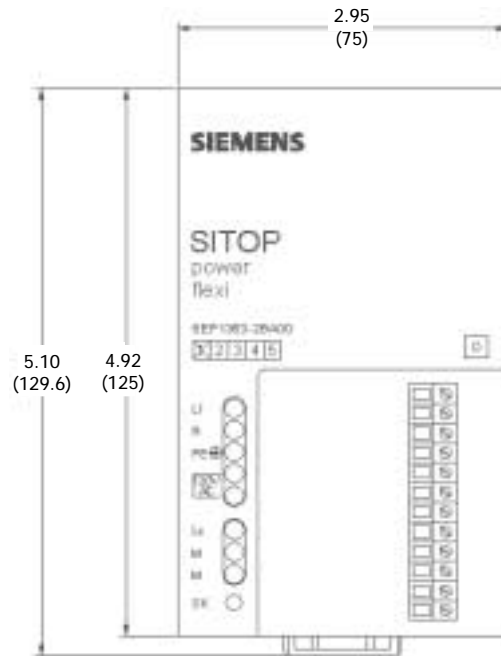


4FD5183-0AA00-1A, DC 24V/3A
 4FD5183-0AA10-1A, DC 15V/5A
 4FD5183-0AA20-1A, DC 5V/10A
 4FD5183-0AA30-1A, DC 12V/5A

All dimensions are given in inches (mm).



SITOP Power Single-Phase

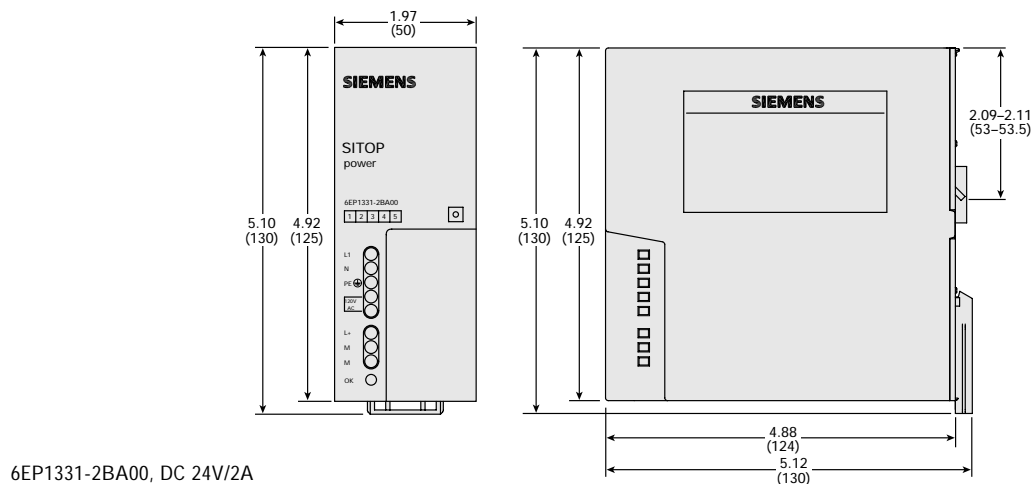


6EP1353-2BA00, DC 3–52V, 120W

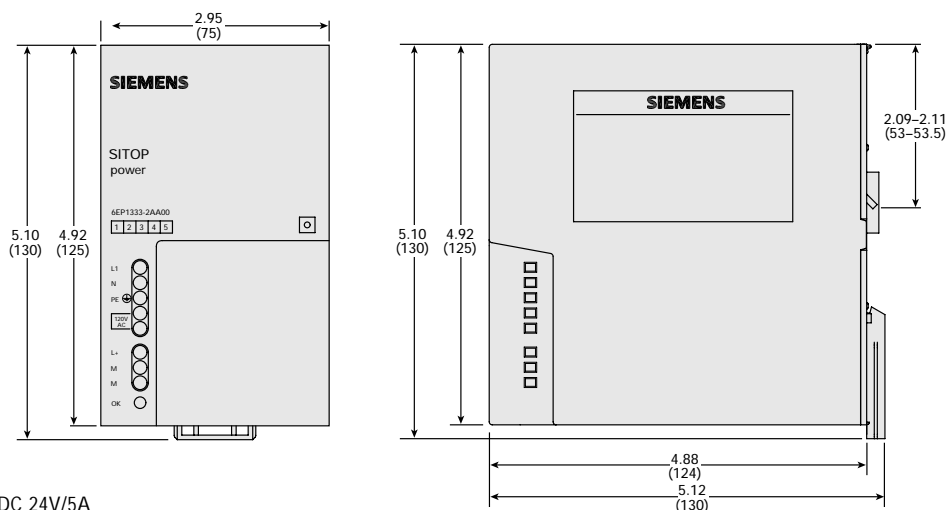
All dimensions are given in inches (mm).



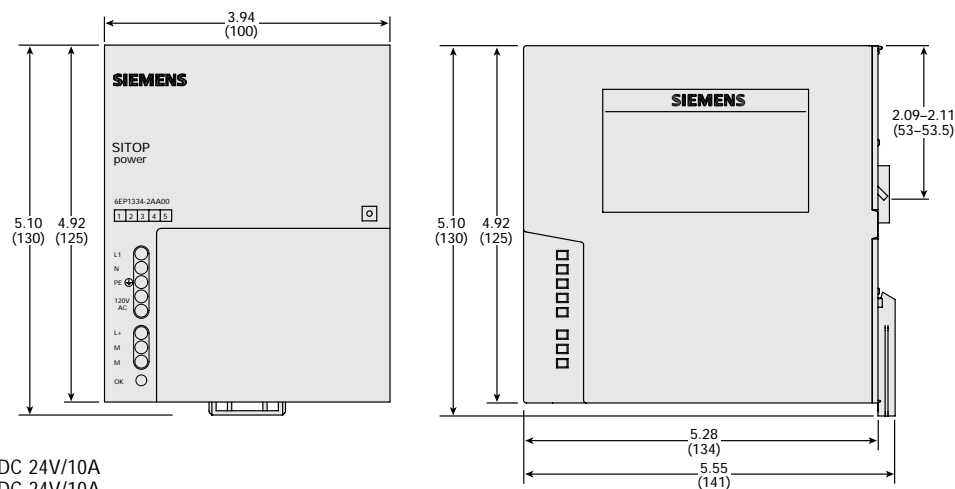
SITOP Power Single-Phase



6EP1331-2BA00, DC 24V/2A



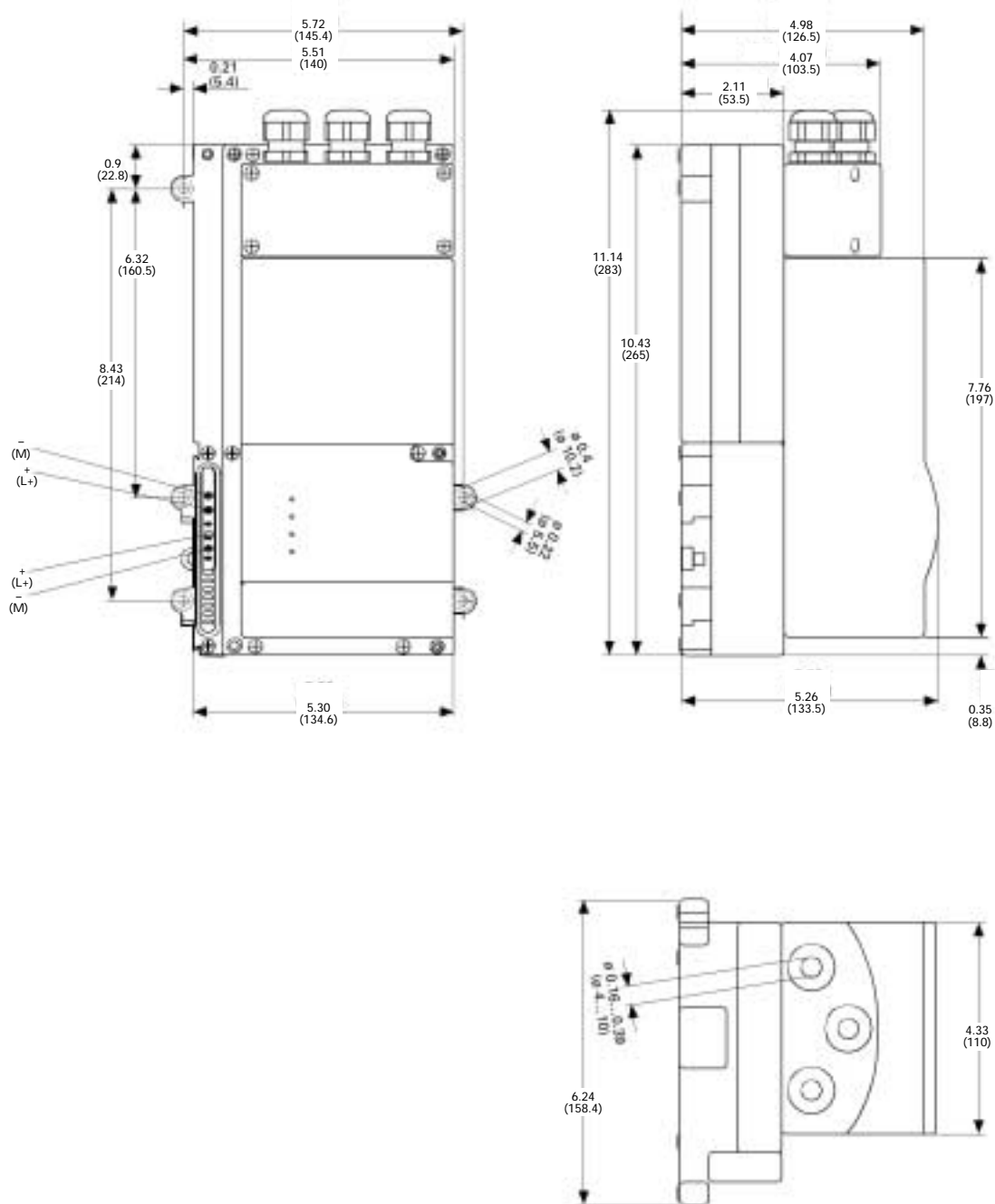
6EP1333-2AA00, DC 24V/5A
6EP1333-2BA00, DC 24V/5A
6EP1332-2BA00, DC 24V/3.8A
6EP1353-0AA00, DC +15 & -15V/3.5A



6EP1334-2AA00, DC 24V/10A
6EP1334-2BA00, DC 24V/10A

All dimensions are given in inches (mm).

SITOP Power Single-Phase

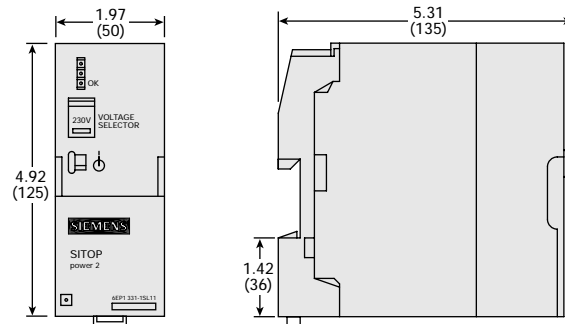


6EP1334-2CA00, DC 24V/10A

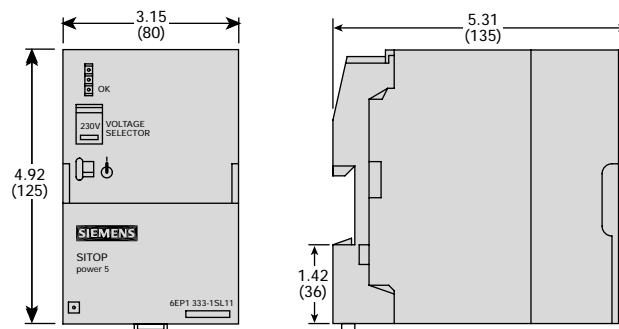
All dimensions are given in inches (mm).



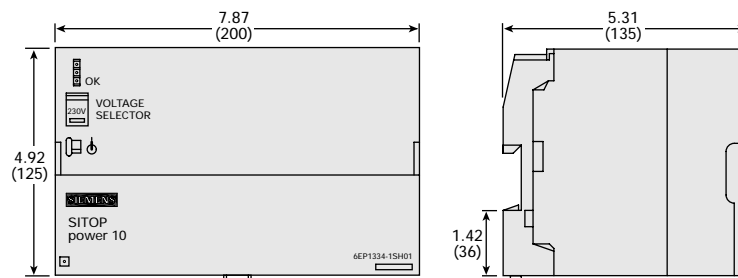
SITOP Power Single-Phase



6EP1331-1SL11, DC 24V/2A



6EP1333-1SL11, DC 24V/5A



6EP1334-1SL11, DC 24V/10A
6EP1334-1SH01, DC 24V/10A
6EP1354-1AL01, DC 30V/7A

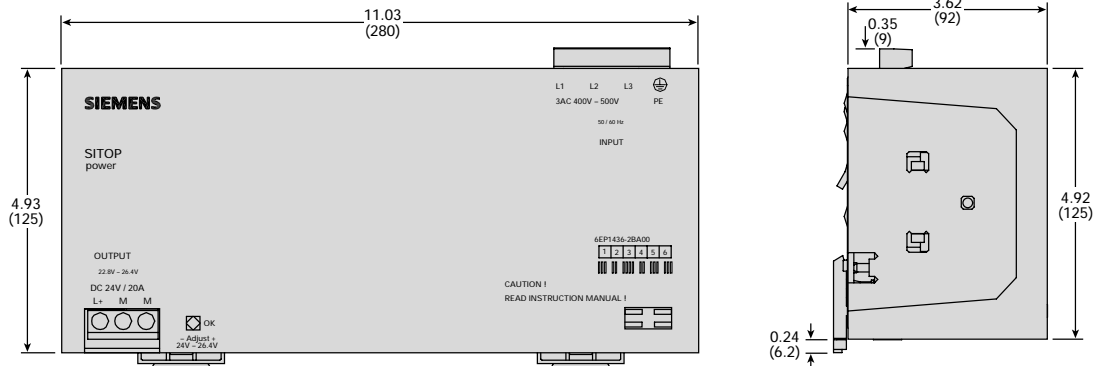
All dimensions are given in inches (mm).



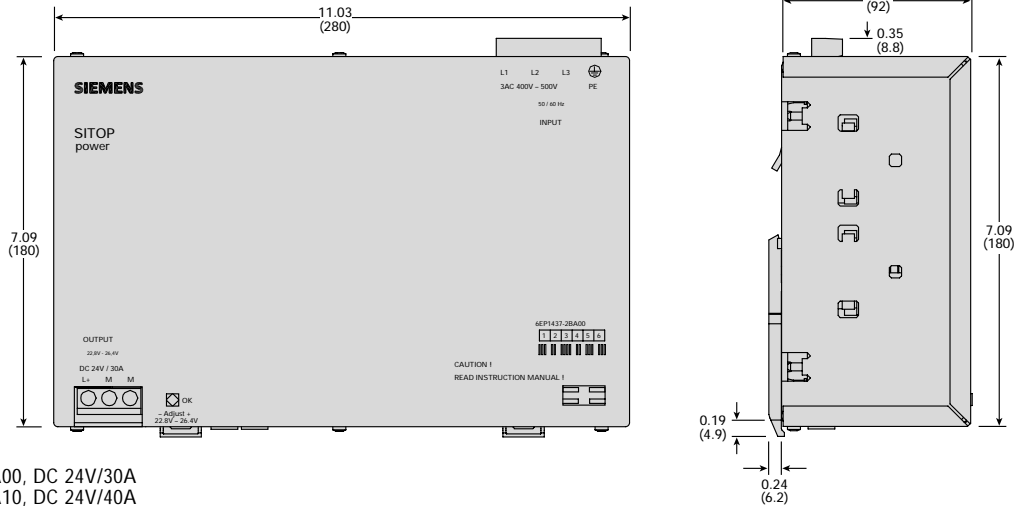
SITOP Power Supplies

Dimensions

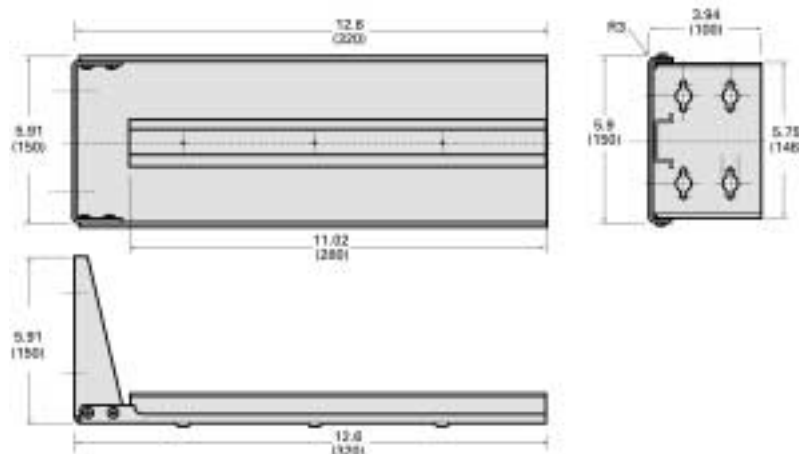
SITOP Power Single-Phase, 2-Phase, 3-Phase



6EP1434-2BA00, DC 24V/10A
6EP1436-2BA00, DC 24V/20A
6EP1336-2BA00, DC 24V/20A



6EP1437-2BA00, DC 24V/30A
6EP1437-2BA10, DC 24V/40A
6EP1536-2AA00, DC 24V/20A



6EP1971-2BA00, Mounting Bracket for DIN-Rail 3-Phase Power Supplies

All dimensions are shown in inches (mm).

14

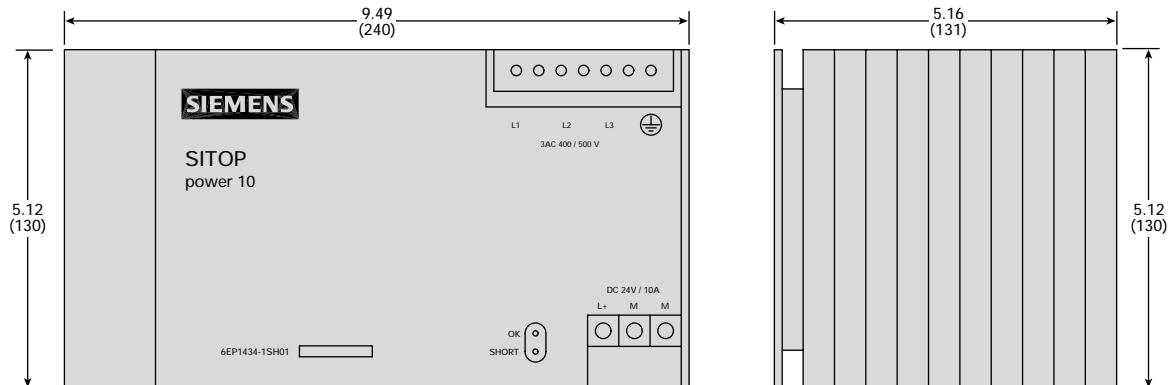
Power Supplies



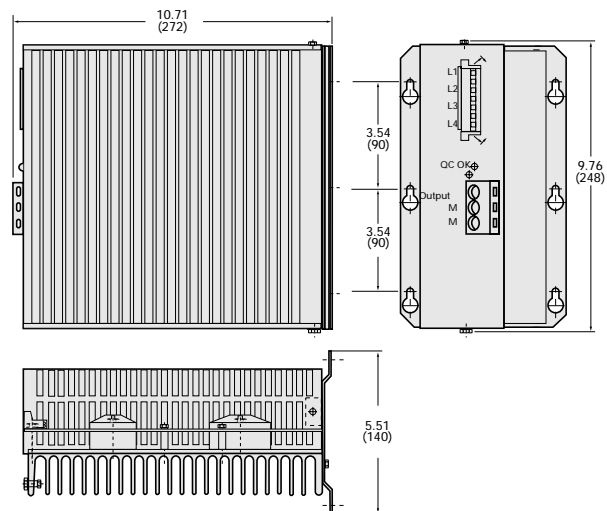
SITOP Power Supplies

Dimensions

SITOP Power Single-Phase, 3-Phase, UPS for Drives



6EP1436-1SH01, DC 24V/20A
6EP1434-1SH01, DC 24V/10A
6EP1336-1SH01, DC 24V/20A
6EP1534-1SL01, DC 24V/12A
6EP1536-1SL01, DC 24V/20A



6EP1437-1SH01, DC 24V/40A

All dimensions are given in inches (mm).

14

Power Supplies

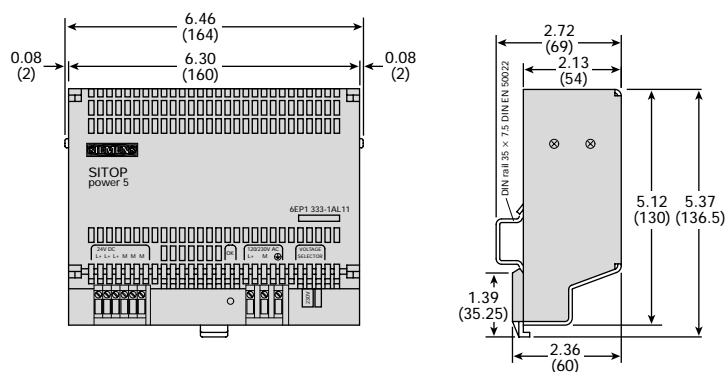
802

Siemens Industrial Control Products

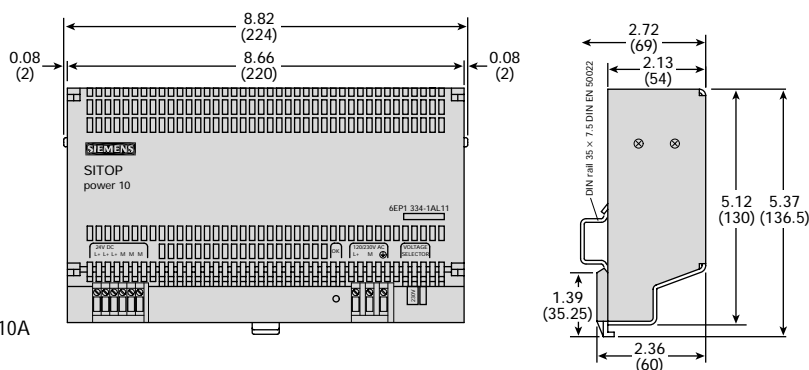


SITOP Power Single-Phase — Flat Line/Universal Line

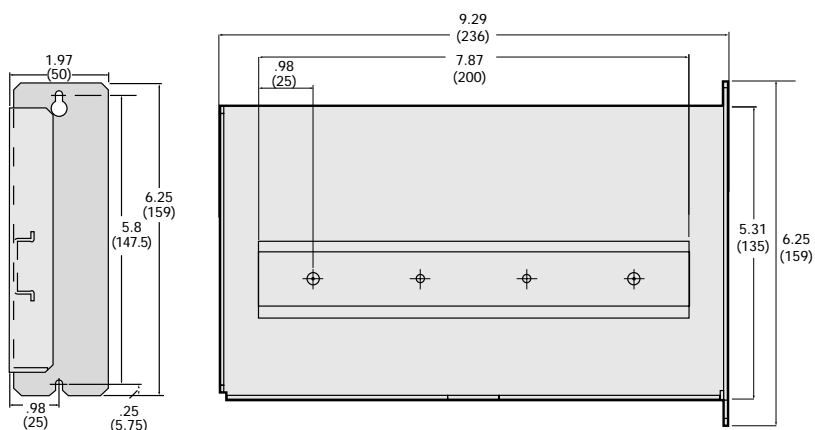
6EP1333-1AL11, DC 24V/5A



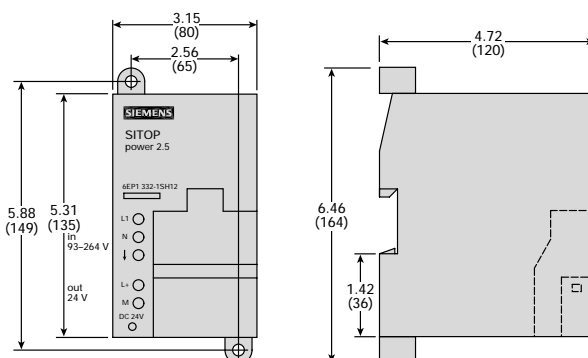
6EP1334-1AL11, DC 24V/10A



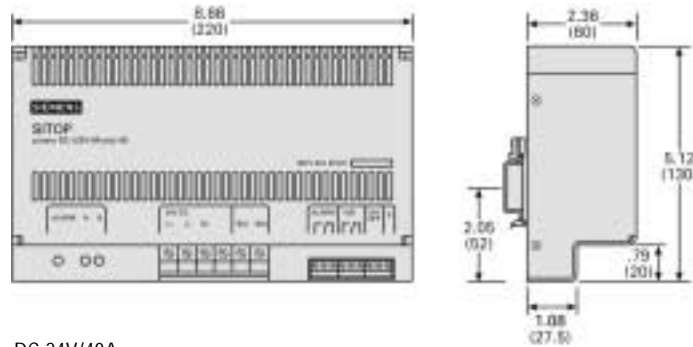
6EP1971-1AA01, Mounting Bracket for 6EP 1333-1AL11, 6EP 1334-1AL11, 6EP1931-2FC01



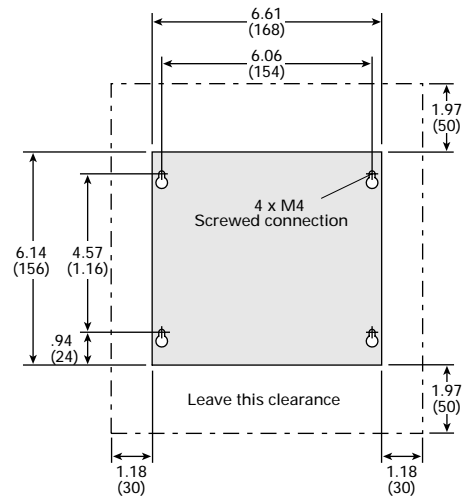
6EP1332-1SH12, DC 24V/2.5A
6EP1332-1SH22, DC 24V/4A
6EP1732-0AA00, DC 24V/2A



All dimensions are shown in inches (mm).

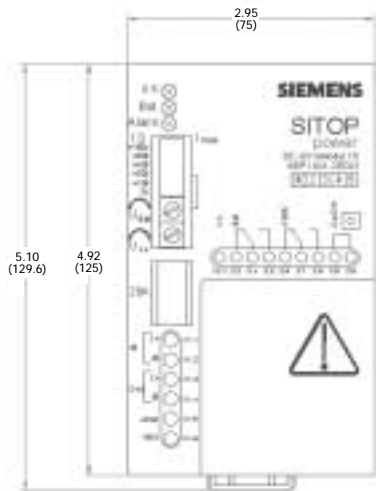


6EP1931-2FC01, DC UPS Module, DC 24V/40A


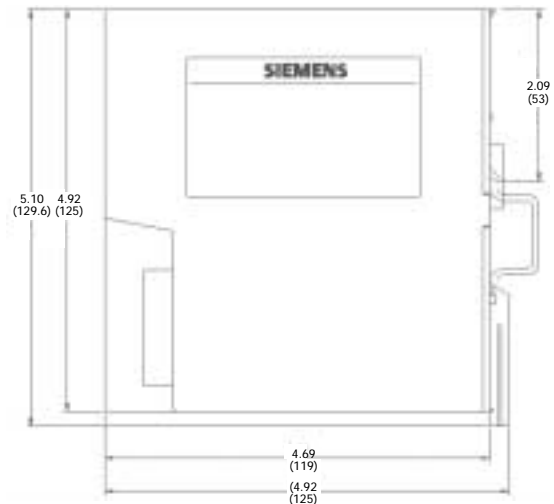


6EP1935-6MED1, DC UPS Battery, DC 24V/7A

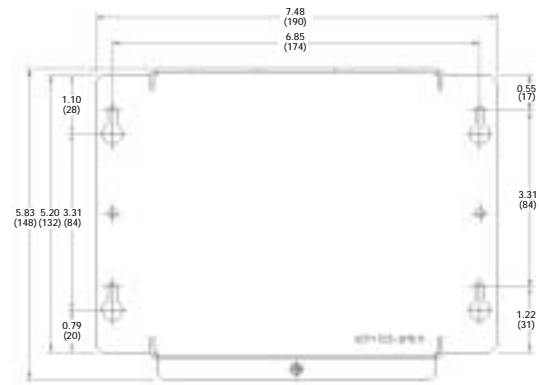
All dimensions are given in inches (mm).



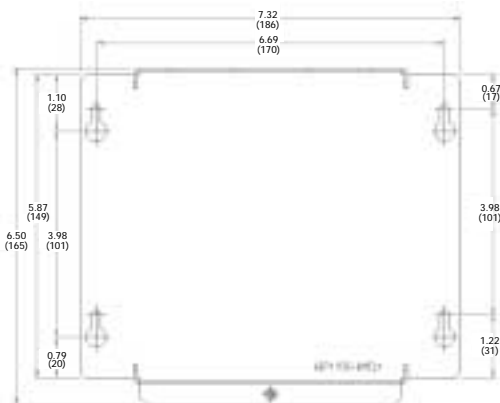
6EP1931-2EC01, DC UPS Module, DC 24V/15A
6EP1931-2EC11, DC UPS Module, DC 24V/15A



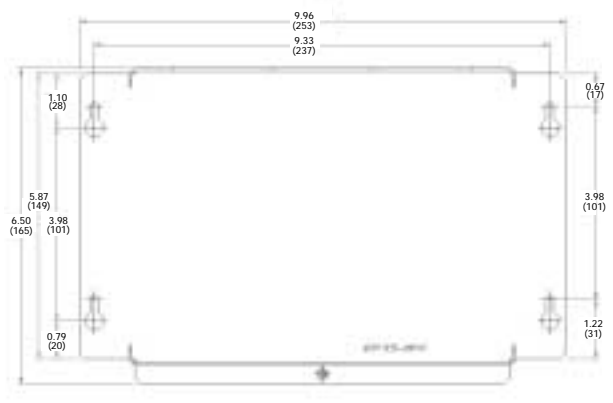
6EP1935-6MD31, DC UPS Battery, DC 24V/15A/2.5Ah



6EP1935-6MD11, DC UPS Battery, DC 24V/10A/3.2Ah

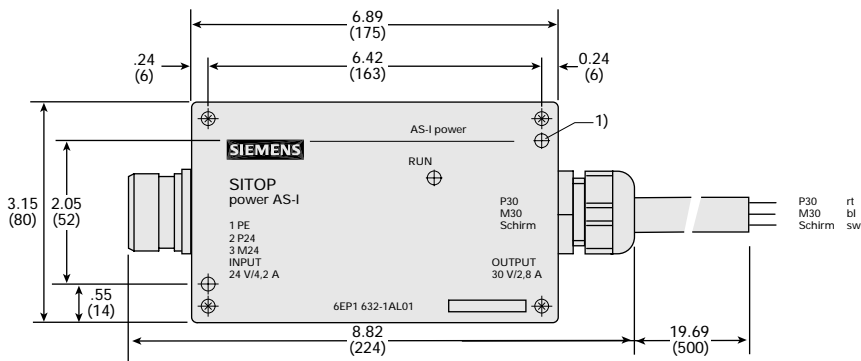


6EP1935-6ME21, DC UPS Battery, DC 24V/20A/7Ah



6EP1935-6MF01, DC UPS Battery, DC 24V/25A/12Ah

All dimensions are given in inches (mm).



6EP1632-1AL01, DC 30V/2.4A

All dimensions are given in inches (mm).