



Overload relay 2,4 - 4A


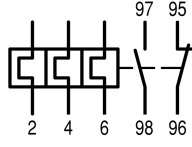




Powering Business Worldwide™

Part no.
Article no.
Catalog No.

ZE-4
014518
XTOM004AC1

Delivery programme

Product range			ZE overload relays for mini contactor relays
Phase-failure sensitivity			IEC/EN 60947, VDE 0660 Part 102
Description			Test/off button Reset pushbutton manual/auto Trip-free release
Mounting type			Direct mounting
Setting range			
Overload releases 	I_r	A	2.4 - 4
Contact sequence			
Auxiliary contacts			
N/O = Normally open			1 N/O
N/C = Normally closed			1 N/C
For use with			DILEM DIULEM/21/MV SDAINLEM
Short-circuit protection			
Type "1" coordination 	gG/gL	A	35
Type "2" coordination 	gG/gL	A	10

Notes

Overload release: tripping class 10 A

Short-circuit protection: Observe the maximum permissible fuse of the contactor with direct device mounting.

Suitable for protection of Ex e-motors



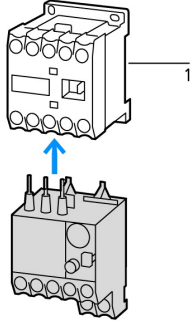
II (2) G

PTB 10 ATEX 3014

Observe manual MN03407003Z-DE/EN.

Notes

When fitted directly to the contactor a clearance of at least 5 mm is required between the overload relays.



1 Contactor

Approvals

Product Standards
 UL File No.
 UL Category Control No.
 CSA File No.
 CSA Class No.
 North America Certification
 Specially designed for North America
 Suitable for
 Max. Voltage Rating
 Degree of Protection

UL 508; CSA-C22.2 No. 14; IEC/EN 60947-4-1; IEC/EN 60947-5-1; CE marking
 E29184
 NKCR
 12528
 3211-03
 UL listed, CSA certified
 No
 Branch circuits
 600 V AC
 IEC: IP20, UL/CSA Type: -

General

Standards			IEC/EN 60947, VDE 0660, UL, CSA
Climatic proofing			Damp heat, constant, to IEC 60068-2-78 Damp heat, cyclic, to IEC 60068-2-30
Ambient temperature		°C	
			Operating range to IEC/EN 60947 PTB: -5 °C - +55 °C
Open		°C	- 25 - 50
Enclosed		°C	- 25 - 40
Temperature compensation			Continuous
Weight		kg	0.07
Mechanical shock resistance		g	10 Sinusoidal Shock duration 10 ms
Protection type			IP20
Protection against direct contact when actuated from front (EN 50274)			Finger- and back-of-hand proof

Main conducting paths

Rated impulse withstand voltage	U_{imp}	V AC	6000
Overvoltage category/pollution degree			III/3
Rated insulation voltage	U_i	V	690
Rated operational voltage	U_e	V AC	690
Safe isolation to EN 61140			
Between auxiliary contacts and main contacts		V AC	300
Between main circuits		V AC	300
Temperature compensation residual error > 40 °C			\leq 0.25 %/K
Current heat loss (3 conductors)			
Lower value of the setting range		W	2.5
Maximum setting		W	6
Terminal capacities		mm ²	
Solid		mm ²	2 x (0.75 - 2.5)
Flexible with ferrule		mm ²	2 x (0.5 - 1.5)
Solid or stranded		AWG	18 - 14
Terminal screw			M3.5
Tightening torque		Nm	1.2