

Relay Module - RIF-3-RSC-LDP-24DC/2X21 - 2903303

Technical data

Connection data input side

Torque	0.5 Nm ... 0.6 Nm
--------	-------------------

Connection data output side

Connection name	Contact side
Connection method	Screw connection
Stripping length	8 mm
Conductor cross section solid	0.5 mm ² ... 4 mm ²
Conductor cross-section solid (2 conductors with same cross section)	0.5 mm ² ... 2.5 mm ²
Conductor cross section flexible	0.5 mm ² ... 4 mm ²
	0.5 mm ² ... 4 mm ² (Ferrule with plastic sleeve)
Conductor cross section flexible (2 conductors with same cross section)	0.5 mm ² ... 2.5 mm ²
	0.5 mm ² ... 1.5 mm ² (TWIN ferrule with plastic sleeve)
Conductor cross section AWG	20 ... 10 (solid)
	20 ... 12 (stranded)
Torque	0.5 Nm ... 0.6 Nm

General

Test voltage relay winding/relay contact	2.5 kV _{rms} (50 Hz, 1 min.)
Test voltage relay contact/relay contact	2 kV _{rms} (50 Hz, 1 min.)
Operating mode	100% operating factor
Degree of protection	IP20 (Relay base)
	RT I (Relay)
Mechanical service life	Approx. 2x 10 ⁷ cycles
Mounting position	any
Assembly instructions	In rows with zero spacing

Standards and Regulations

Standards/regulations	DIN EN 50178
Rated insulation voltage	250 V AC
Rated surge voltage	4 kV
Insulation	Basic insulation
Degree of pollution	2
Overvoltage category	III
Flammability rating according to UL 94	V2

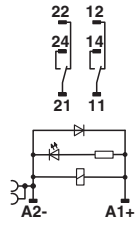
Environmental Product Compliance

China RoHS	Environmentally Friendly Use Period = 50
	For details about hazardous substances go to tab "Downloads", Category "Manufacturer's declaration"

Drawings

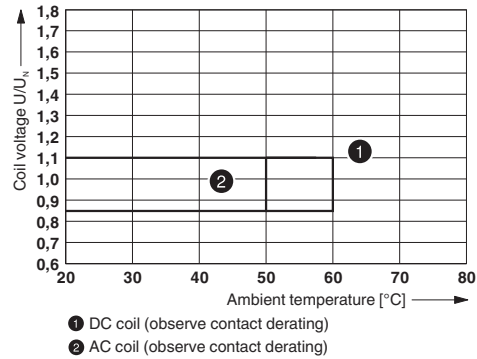
Relay Module - RIF-3-RSC-LDP-24DC/2X21 - 2903303

Circuit diagram



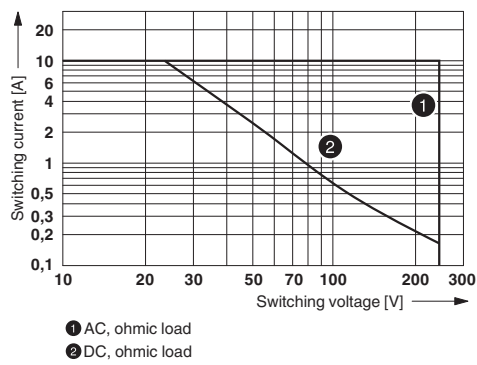
DC coils

Diagram

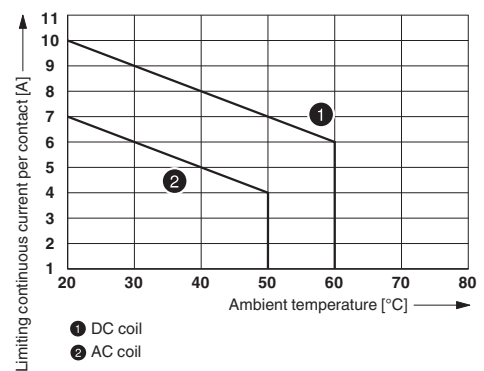


Operating voltage range

Diagram

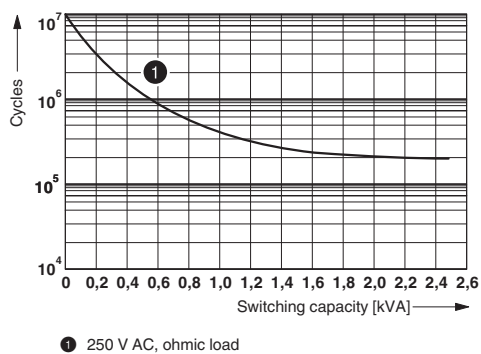


Diagram



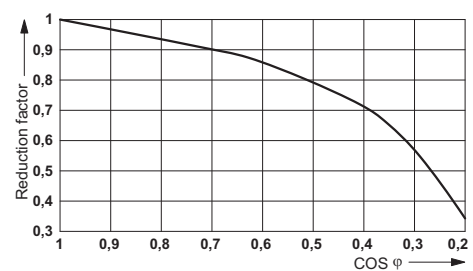
Interrupting rating

Diagram



Contact derating

Diagram



Electrical service life

Service life reduction factor