

Technical Information

PrimeSTACK™

2PS06017E32G28213



Preliminary data

Heat sink air cooled / Thermal data

			min	typ	max	units
Airflow	T _{Air} = 20°C, P _{Air} = 1013hPa, dry- and dust free, measured on side of heat sink. according to DIN 41882	$\Delta V/\Delta t_{Air}$	500			m ³ /h
Air pressure drop		Δp_{Air}		110		Pa
Cooling air inlet temperature	heat sink temperature > -25°C	T _{inlet}	-25		40	°C

Environmental conditions

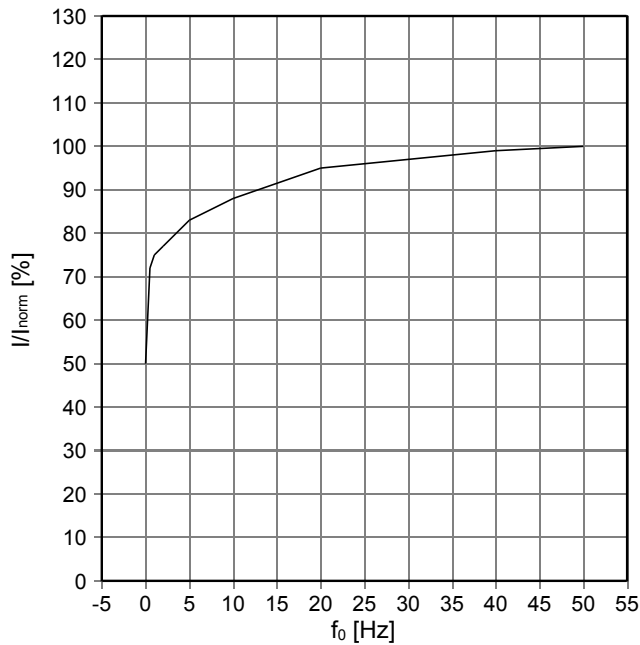
			min	typ	max	units
Storage temperature		T _{stor}	-40		85	°C
Ambient temperature		T _{amb}	-25		55	°C
Operating temperature	see chapter Heat sink air cooled / Thermal data					
Cooling air velocity (PCB)		V _{Air PCB}	0,3			m/s
Air pressure	standard atmosphere	p _{Air}	900		1100	hPa
Humidity	no condensation	Rel. F	5		85	%
Installation height			0		1000	m
Vibration	according to IEC60721				5	m/s ²
Shock	according to IEC60721				40	m/s ²
Protection degree			IP00			
Pollution degree			2			
Torque at DC Terminals		M _{DC}	6,0		10,0	Nm
Torque at AC Terminals		M _{AC}	16,0		20,0	Nm
Dimensions	width × depth × height		216	200	167	mm
Weight with heat sink	approximation			6,3		kg
Weight without heat sink	approximation			1,9		kg

prepared by: OW	date of publication: 2013-05-03
approved by: AR	revision: 2.0

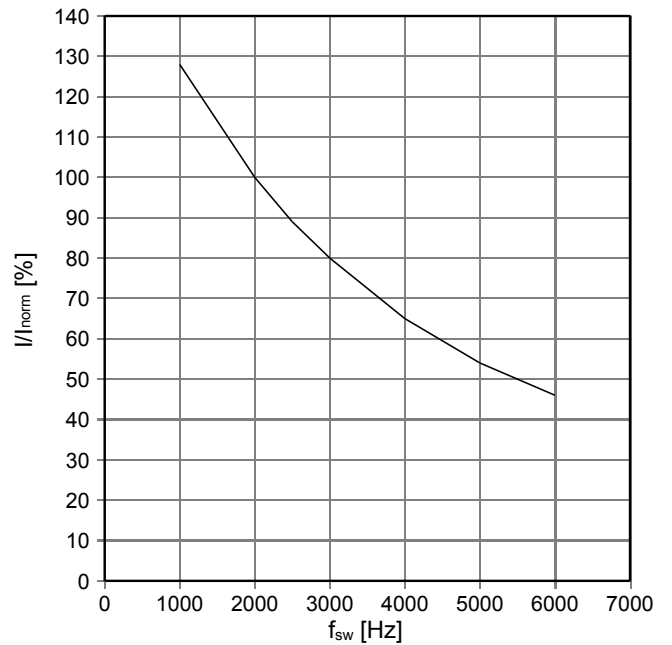


Preliminary data

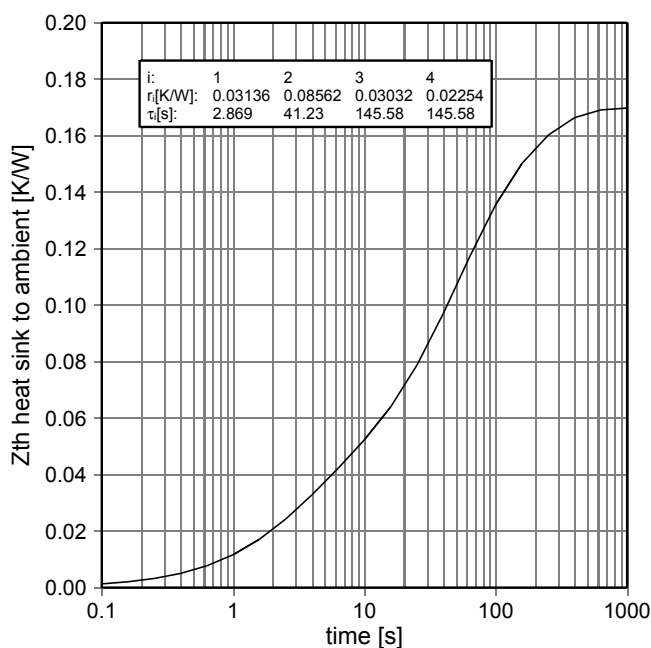
fo - derating curve IGBT (motor)
 cos(phi) = 0,85
 T_{cool medium} = 40°C



fsw - derating curve IGBT (motor)
 cos(phi) = 0,85
 T_{cool medium} = 40°C



Transient thermal impedance per switch
 T_{cool medium} = 40°C



prepared by: OW	date of publication: 2013-05-03
approved by: AR	revision: 2.0